





TECHNICAL DATA AGRICULTURAL TYRES



VREDESTEIN
TYRES

	GENERAL	2-7
	Contents	2
	Sizes and pages	4
	Vredestein Traxion concept	6
	DLG recognition	8
	TRACTOR TYRES	11-100
	Radial tractor tyre conversion table	12
	DRIVE RADIAL	
	Traxion Optimall	14
	TraxionXXL	30
	Traxion 65	42
	Traxion 70	54
	Traxion 85 II	70
	DRIVE BIAS	
	Faktor-S	88
	FRONT	
	Lug Ring	94
	Faktor-F	97
	HARVESTER TYRES	101-117
	DRIVE WHEEL	
	Traxion Harvest	102
	Traxion Optimall	108
	TraxionXXL	109
	STEERING WHEEL	
	Traxion Harvest	110
	Traxion Versa	116
	TraxionXXL / Traxion 65	117
	AGRI INDUSTRIAL TYRES	119-135
	SOFT SURFACE	
	Traxion Versa Green	120
	Traxion Versa	122
	HARD SURFACE	
	Endurion	128
	TRAILER AND IMPLEMENT TYRES	137-207
	Radial implement tyre conversion table	138
	RADIAL	
	Endurion Trailer	141
	Flotation Optimall	146
	Flotation Trac	152
	Flotation Pro	172
	BIAS	
	Flotation+	180
	AW	192
	AS	202
	V6I	206

 SMALL TYRES	209-241
AGRICULTURAL	
V50	210
V60	211
V61	211
V64	212
V64+	212
V67	212
LAWN- AND GROUNDSCAPE	
Greentrax	220
V71	221
V88	221
UTILITY	
V20	226
V25	226
V40	227
V52	227
V76	228
FAST TRAILER	
V47	234
V48	234
V49	235
V54	235
V71	236
 TECHNICAL INFORMATION AND TUBES	242-260
General texts for the graphs and tables	243
Service description	243
Instructions for use of load capacity graphs	244
Tubes	246
Valves	247
Rim and wheel discs	248
Recommendations to extend the life-span	250
Determining gear ratio, rolling circumference and front wheel lead	252
Fitting instructions	255
Weight transfer	256
Names	256
General remarks	260
Symbols and abbreviations	260

GENERAL



TRACTOR TYRES



HARVESTER TYRES



AGRI INDUSTRIAL TYRES



TRAILER AND IMPLEMENT TYRES



SMALL TYRES



TECHNICAL INFORMATION AND TUBES



SIZES AND PAGES

TRACTOR TYRES				HARVESTER TYRES	
DRIVE RADIAL				DRIVE AXLE	
Traxion Optimal		Traxion 65		Traxion 85 II	
VF 540/65 R 28 NRO	16	540/65 R 30	49	340/85 R 38	83
VF 600/60 R 28 NRO	16	540/65 R 34	50	380/80 R 38	83
VF 600/65 R 28 NRO	17	540/65 R 34	50	420/85 R 38	84
VF 540/65 R 30 NRO	17	600/65 R 34	51	460/85 R 38	84
VF 600/60 R 30 NRO	18	540/65 R 38	51	520/85 R 38	85
VF 600/70 R 30 NRO	18	600/65 R 38	52	480/80 R 42	85
VF 620/75 R 30	19	650/65 R 38	52	520/85 R 42	86
VF 710/55 R 30 NRO	19	650/65 R 42	53	480/80 R 46	86
VF 600/70 R 34 NRO	20			520/85 R 46	87
VF 650/60 R 34 NRO	20	Traxion 70		480/80 R 50	87
VF 650/65 R 34 NRO	21	240/70 R 16	56	DRIVE BIAS	
VF 710/60 R 34 NRO	21	260/70 R 16	56	Faktor-S	
VF 650/60 R 38 NRO	22	280/70 R 16	57	9.5 - 24	90
VF 650/65 R 38 NRO	22	280/70 R 18	57	11.2 - 24	90
VF 650/85 R 38	23	280/70 R 20	58	12.4 - 24	90
VF 710/60 R 38 NRO	23	300/70 R 20	59	13.6 - 24	90
VF 710/70 R 38 NRO	24	320/70 R 20	59	14.9 - 24	90
VF 800/70 R 38	24	360/70 R 20	60	11.2 - 28	91
VF 650/65 R 42 NRO	25	380/70 R 20	60	12.4 - 28	91
VF 650/85 R 42	25	320/70 R 24	61	13.6 - 28	91
VF 710/60 R 42 NRO	26	360/70 R 24	61	14.9 - 28	91
VF 710/70 R 42	26	380/70 R 24	62	16.9 - 28	91
VF 710/75 R 42	27	420/70 R 24	62	16.9 - 30	92
VF 800/70 R 42	27	480/70 R 24	63	18.4 - 30	92
VF 900/50 R 42 NRO	28	380/70 R 28	63	12.4 - 32	92
VF 900/60 R 42 NRO	28	420/70 R 28	64	16.9 - 34	92
VF 750/70 R 44	29	480/70 R 28	64	18.4 - 34	92
		480/70 R 30	65	FRONT	
TraxionXXL		480/70 R 34	65	Lug Ring	
540/75 R 28	32	520/70 R 34	66	5.50 - 16	95
600/65 R 28	32	480/70 R 38	66	6.00 - 16	95
600/65 R 28	33	520/70 R 38	67	6.50 - 16	95
600/70 R 28	33	580/70 R 38	67	7.50 - 16	95
600/70 R 30	34	620/70 R 42	68	7.50 - 18	95
710/60 R 30	34	Traxion 85 II		6.00 - 19	96
800/65 R 32	35	210/95 R 16	72	Faktor-F	
600/70 R 34	35	210/95 R 18	72	5.00 - 15	98
650/75 R 38	36	280/85 R 20	73	11.5/80 - 15.3	98
650/85 R 38	36	320/85 R 20	73	5.50 - 16	98
710/70 R 38	37	280/85 R 24	74	6.00 - 16	98
710/70 R 38	37	280/85 R 24	74	6.50 - 16	98
710/75 R 38	38	320/85 R 24	75	7.50 - 16	99
800/70 R 38	38	340/85 R 24	75	9.00 - 16	99
900/60 R 38	39	380/85 R 24	76	10.00 - 16	99
710/70 R 42	39	420/85 R 24	76	11.00 - 16	99
710/75 R 42	40	280/85 R 28	77	7.50 - 18	99
		320/85 R 28	77	4.00 - 19	100
Traxion 65		340/85 R 28	78	7.50 - 20	100
320/65 R 16	44	380/85 R 28	78		
320/65 R 18	44	380/85 R 28	79		
340/65 R 18	45	420/85 R 28	79		
420/65 R 20	45	380/85 R 30	80		
440/65 R 24	46	420/85 R 30	80		
480/65 R 24	46	460/85 R 30	81		
540/65 R 24	47	380/85 R 34	81		
440/65 R 28	47	420/85 R 34	82		
480/65 R 28	48	460/85 R 34	82		
540/65 R 28	48	380/85 R 38	82		
540/65 R 30	49	460/85 R 38	82		

See also
Traxion Optimal
TraxionXXL

STEERING AXLE
Traxion HARVEST

460/70 R 24 IMP	111
500/70 R 24 IMP	112
500/85 R 24 IMP	112
500/80 R 28 IMP	113
600/65 R 28 IMP	113
500/85 R 30 IMP	114
620/70 R 30 IMP	114

See also
Traxion Versa
TraxionXXL/ Traxion 65

TRAILER AND IMPLEMENT TYRES

AGRI INDUSTRIAL TYRES

RADIAL					
Endurion Trailer	Flotation Trac				
560/60 R 22.5 IMP	142	800/40 R 22.5 IMP	161		
600/50 R 22.5 IMP	142	710/65 R 26 IMP	162		
600/55 R 26.5 IMP	143	600/55 R 26.5 IMP	162		
650/55 R 26.5 IMP	143	650/55 R 26.5 IMP	163		
650/60 R 26.5 IMP	144	650/65 R 26.5 IMP	163		
650/65 R 26.5 IMP	144	710/50 R 26.5 IMP	164		
600/60 R 30.5 IMP	145	750/45 R 26.5 IMP	164		
Flotation Optimal	800/45 R 26.5 IMP	165	600/60 R 30.5 IMP	165	
VF 710/45 R 22.5 IMP	147	600/60 R 30.5 IMP	166		
VF 600/55 R 26.5 IMP	147	650/65 R 30.5 IMP	166		
VF 710/50 R 26.5 IMP	148	710/50 R 30.5 IMP	166		
VF 750/45 R 26.5 IMP	148	750/60 R 30.5 IMP	167		
VF 800/45 R 26.5 IMP	149	800/45 R 30.5 IMP	167		
VF 710/50 R 30.5 IMP	149	850/50 R 30.5 IMP	168		
VF 750/60 R 30.5 IMP	150	800/60 R 32 IMP	168		
VF 800/45 R 26.5 IMP	150	900/65 R 32 IMP	169		
VF 800/60 R 32 IMP	151	800/60 R 38 IMP	169		
Flotation Trac	900/65 R 38 IMP	170	Flotation Pro	560/45 R 22.5 IMP	174
480/45 R 17 IMP	154	560/60 R 22.5 IMP	174		
520/50 R 17 IMP	154	620/40 R 22.5 IMP	175, 176		
500/45 R 22.5 IMP	155	620/50 R 22.5 IMP	176, 177		
520/55 R 22.5 IMP	155, 156	650/50 R 22.5 IMP	177		
560/45 R 22.5 IMP	156, 157	710/40 R 22.5 IMP	178		
560/60 R 22.5 IMP	157, 158	620/55 R 26.5 IMP	178		
580/65 R 22.5 IMP	158	710/50 R 26.5 IMP	179		
600/50 R 22.5 IMP	159	800/45 R 26.5 IMP	179		
650/40 R 22.5 IMP	159				
680/50 R 22.5 IMP	160				
710/40 R 22.5 IMP	160				
710/45 R 22.5 IMP	161				
BIAS					
Flotation+	AW				
260/70 - 15.3 IMP	182	7.00 - 12 IMP	194		
300/80 - 15.3 IMP	183	10.0/80 - 12 IMP	194		
400/60 - 15.5 IMP	184	10.0/75 - 15.3 IMP	195		
340/55 - 16 IMP	184	11.5/80 - 15.3 IMP	196		
380/55 - 17 IMP	185	12.5/80 - 15.3 IMP	197		
480/45 - 17 IMP	186	13.0/75 - 16 IMP	197		
500/50 - 17 IMP	187	13.5/75 - 430.9 IMP	198		
400/70 - 20 IMP	188	15.0/55 - 17 IMP	198		
460/65 - 20 IMP	188	19.0/45 - 17 IMP	199		
500/55 - 20 IMP	189	500/50 - 17 IMP	199		
560/60 - 22.5 IMP	189	12.5/80 - 18 IMP	200		
600/55 - 22.5 IMP	190	15.0/70 - 18 IMP	200		
710/45 - 22.5 IMP	190				
AS+	7.00 - 12 IMP	204	V61	200/60 - 14.5 IMP	207
10.0/75 - 15.3 IMP	204	11.5/80 - 15.3 IMP	205		
11.5/80 - 15.3 IMP	205	15.0/55 - 17 IMP	205		
200/60 - 14.5 IMP	207				
250/65 - 14.5 IMP	207				

SOFT SURFACE		HARD SURFACE			
Traxion VERSA GREEN		Endurion			
440/50 R 17 IMP	121	340/80 R 18 IND	130		
Traxion VERSA	400/70 R 18 IND	124	Endurion	400/70 R 18 IND	130
340/80 R 18 IND	124	400/70 R 20 IND	131		
400/70 R 20 IND	124	400/70 R 20 IND	131		
400/70 R 24 IND	125	400/70 R 24 IND	132		
400/80 R 24 IND	125	400/80 R 24 IND	132		
460/70 R 24 IND	126	460/70 R 24 IND	133		
500/70 R 24 IND	126	500/70 R 24 IND	133		
480/80 R 26 IND	127	480/80 R 26 IND	134		
440/80 R 28 IND	127	440/80 R 28 IND	134		

SMALL TYRES

AGRICULTURAL		UTILITY	
V50, V60, V61 V64, V64+, V67		V20, V25, V40 V52, V76	
3.00 - 4	214, 217	200x 50	230
4.00 - 4	214, 217	260x 85	230, 232
3.50 - 6	214, 216, 218	4.10 / 3.50 - 4	232, 233
15x 6.00 - 6	215	4.00 - 4	230, 232, 233
160/65 - 6	216	3.50 - 6	230
3.50 - 8	215, 216, 218	2.25 - 8	230
4.00 - 8	215, 218	4.00 - 8	230, 231
5.00 - 8	214	4.80 / 4.00 - 8	233
170/60 - 8	215, 217	5.00 - 8	231
18x 8.50 - 8	215, 216	6.00 - 9	231, 232
210/60 - 8	217		
6.00 - 9	214		
4.00 - 12	218		
LAWN- AND GROUNDSCARE	FAST TRAILER		
Greentrax V71, V88	V47, V48, V49 V54, V71		
160/65 - 6 IMP	223	3.50 - 8	237
170/60 - 8 IMP	223, 225	4.00 - 8	238, 240, 241
18x 8.50 - 8	225	4.80 - 8	239
210/60 - 8 IMP	223	5.00 - 8	238, 240
250/50 - 8 IMP	223	5.70 - 8	240
250/60 - 8 IMP	223	16.5x 6.50 - 8	241
210/60 - 10 IMP	224	18.5x 8.50 - 8	239
250/50 - 10 IMP	224	6.00 - 9	241
270/50 - 12 IMP	224	5.00 - 10	238, 239
320/45 - 12 IMP	224	18x 8.0 - 10	239
320/55 - 12 IMP	224	20.5x 8.0 - 10	239

VREDESTEIN TRAXION CONCEPT

**HIGHEST TRACTION
MAXIMUM COMFORT -
LONGEST LIFE ———**



BENEFITS TRACTION ZONE

Transverse lugs and open space between lugs leading to:

- maximum traction (*DLG test 2017)
- less fuel consumption during traction activities (*DLG test 2017)



TRAXION

VREDESTEIN
TYRES

NON-PARALLEL LUGS

Unique non-parallel lugs, with increasing gap from the centre to the shoulder, to easily push out the soil. This enhanced self-cleaning ensures the tyre keeps the traction, which leads to optimum productivity.

MORE RUBBER IN THE CENTRE

30% more lug area in the centre for continuous road contact leading to a smooth ride and extremely high wear resistance (*DLG test 2019).

TRANSVERSE LUGS

12% more open space between lugs and an 48% more transverse lug in the shoulder to generate maximum pulling force for uncompromised traction.

BENEFITS COMFORT ZONE

Rubber in driving direction for continuous road contact leading to:

- excellent driving comfort
- extremely high wear resistance that leads to the long tyre life (*DLG test 2019)
- side grip for stable driving behaviour on slopes

Vredestein traxion profile



Competition profile



About DLG

The DLG (Deutsche Landwirtschafts Gesellschaft) Test Centre in Groß Umstadt, near Frankfurt, is the benchmark for certified agricultural technology and equipment, and is a leader in testing and certification in agriculture (as well as food products). Using modern measuring technologies and testing methods that closely resemble the situation in the field, DLG engineers test new products on a daily basis. The measurements are based on international standards as well as testing methods based on practical requirements developed by DLG.



MORE HOURS, ALWAYS

DLG APPROVED



VREDESTEIN TRAXION XXL

✓ Wear behaviour under real conditions

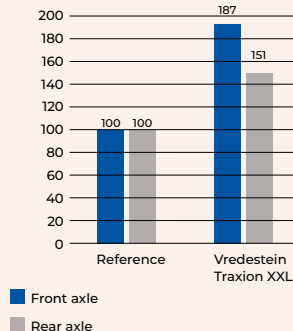
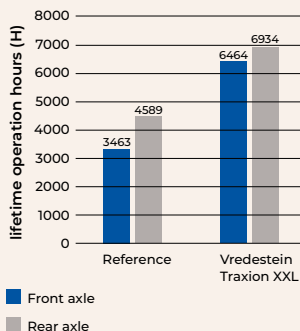
DLG Test Report 7026

2019 | Traxion XXL | Longer service life and save €1 per hour of operation

In this test, the Vredestein Traxion XXL was compared to similar tyres from another manufacturer of premium tyres. The tyre sizes tested were the 600/70 R28 on the front axle and the 710/70 R42 on the rear axle, across six identical John Deere 6215R tractors. The Vredestein tyres demonstrated a longer service life and a lower cost per operating hour.

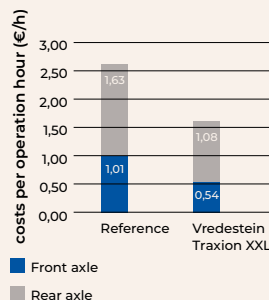
DETERMINED LIFETIME IN COMPARISON

When the costs for a tyre set are entered, it is possible to show the economic effect. The price for a tyre set depends on the dealer and his trading terms. In this case we determined a price of € 11,000 for an average on both test candidates.



COMPARISON OF COSTS WITH A PURCHASE PRICE OF € 11,000

	Vredestein Traxion XXL		Reference	
	FA	RA	FA	RA
Purchase price per axle (€)	3500	7500	3500	7500
Costs per tyre per operation hour (€/h)	0,27	0,54	0,51	0,82
Costs per axle per operation hour (€/h)	0,54	1,08	1,01	1,63



SOIL PRESERVATION, ALWAYS

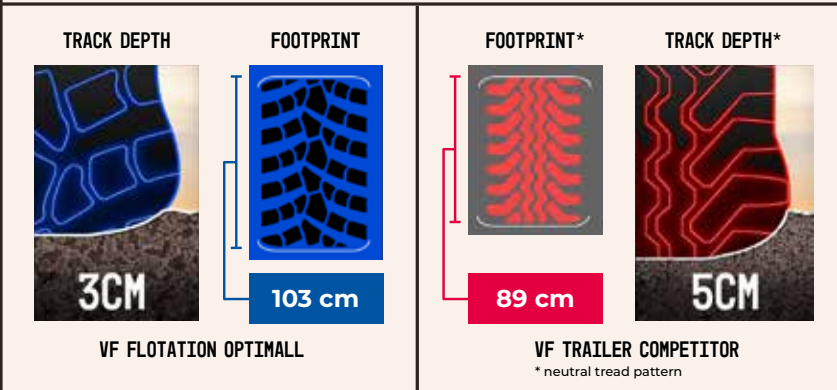
DLG APPROVED



2023 | VF Flotation Optimall | 25% less ground pressure & 3l/h fuel savings

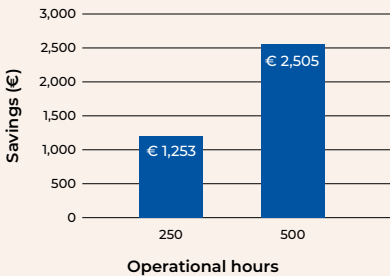
DLG tested the Vredestein VF Flotation Optimall in the tyre size 750/60 R30.5 against competing (premium) tyre manufacturers and came out as the test winner with the best overall score in terms of soil preservation and fuel savings of an average of 3 litres of fuel per running hour.

FOOTPRINT AND TRACK DEPTH COMPARISON



According to tests conducted by DLG in the field, compared to VF competitor tyre. Tyres tested VF 750/60 R 30.5 with 7:100 kg load and tyre pressure adjusted for max 10 km/h field work (1.0 bar).

FUEL SAVINGS (€)



According to tests conducted by DLG in the field, 3L/H fuel savings compared to VF competitor tyre. Assumption: Diesel price 1.67 €/litre



MORE TRACTION
ALWAYS

TRAXION OPTIMAL

REDESTEIN
TYRES



TRACTOR TYRES

	Pag.
Radial tractor tyre conversion table	12
DRIVE RADIAL	
Traxion Optimall	14
TraxionXXL	30
Traxion 65	42
Traxion 70	54
Traxion 85	70
DRIVE BIAS	
Faktor-S	88
FRONT	
Lug Ring	94
Faktor-F	97



RADIAL TRACTOR TYRE CONVERSION TABLE

Overall diameter range (mm)	SRI	Standard Traxion 85 II		Low profile Traxion 70	Low profile Traxion 65	Extra wide TraxionXXL Traxion Harvest	Extra wide VF Traxion Optimal
		Imperial	85-series	70-series	65-series	XL-series	XL-series VF
735	350			240/70 R 16			
765	370			260/70 R 16			
800	380	7.50 R 16	210/95 R 16				
820	390			280/70 R 16	320/65 R 16		
855	410	7.50 R 18	210/95 R 18	280/70 R 18			
875	425			260/70 R 20	320/65 R 18		
905	425				340/65 R 18		
	450			280/70 R 20			
945	450			300/70 R 20			
985	475	11.2 R 20	280/85 R 20	320/70 R 20			
1050	500	12.4 R 20	320/85 R 20	360/70 R 20	420/65 R 20		
1090	525			380/70 R 20			
		11.2 R 24	280/85 R 24	320/70 R 24			
1145	550	12.4 R 24	320/85 R 24	360/70 R 24			
1190	575	11.2 R 28	280/85 R 28				
		13.6 R 24	340/85 R 24	380/70 R 24	440/65 R 24		
1245	600	12.4 R 28	320/85 R 28				
		14.9 R 24	380/85 R 24	420/70 R 24	480/65 R 24		
1295	625	13.6 R 28	340/85 R 28	380/70 R 28	440/65 R 28		
1320	625	16.9 R 24	420/85 R 24	480/70 R 24	540/65 R 24		
1350	650	14.9 R 28	380/85 R 28	420/70 R 28	480/65 R 28		
1420	675	16.9 R 28	420/85 R 28	480/70 R 28	540/65 R 28		VF 540/65 R 28
		14.9 R 30	380/85 R 30				VF 600/60 R 28
1475	700	16.9 R 30	420/85 R 30	480/70 R 30	540/65 R 30	540/75 R 28	VF 600/65 R 28
						600/65 R 28	VF 540/65 R 30
1525	725	18.4 R 30	460/85 R 30				VF 600/60 R 30
		14.9 R 34	380/85 R 34			600/70 R 28	VF 710/55 R 30
1550	750	13.6 R 38	340/85 R 38				
		16.9 R 34	420/85 R 34	480/70 R 34	540/65 R 34	620/75 R 26	
1575	750	13.6 R 38	380/80 R 38			600/70 R 30	VF 600/70 R 30
						710/60 R 30	
1645	775	18.4 R 34	460/85 R 34	520/70 R 34	600/65 R 34		VF 650/60 R 34
1675	800	16.9 R 38	420/85 R 38	480/70 R 38	540/65 R 38	600/70 R 34	VF 620/75 R 30
							VF 600/70 R 34
1750	825	18.4 R 38	460/85 R 38	520/70 R 38	600/65 R 38		VF 650/65 R 34
							VF 710/60 R 34
1800	850						VF 650/60 R 38
						650/75 R 32	
1835	875	20.8 R 38	520/85 R 38	580/70 R 38	650/65 R 38	800/65 R 32	VF 650/65 R 38
		18.4 R 42	480/80 R 42				VF 710/60 R 38
1900	900					800/70 R 32	
						900/60 R 32	
1935	925	20.8 R 42	520/85 R 42	620/70 R 42	650/65 R 42	680/85 R 32	VF 710/70 R 38
			480/80 R 46			650/75 R 38	VF 650/65 R 42
2000	950					710/70 R 38	VF 710/60 R 42
						710/75 R 38	VF 900/50 R 42
2050	975	20.8 R 46	520/85 R 46			650/85 R 38	VF 650/85 R 38
			480/80 R 50			800/70 R 38	VF 800/70 R 38
2150	1000					900/60 R 38	VF 710/70 R 42
						710/70 R 42	
2150	1025						VF 710/75 R 42
							VF 650/85 R 42
2200	1025						VF 800/70 R 42
							VF 900/60 R 42
							VF 750/70 R 44

This table provides a full overview of tyres for Tractors, that are comparable in terms of external overall diameter but have different widths.

The classification of the tyres into overall diameter ranges is indicative and complies with ETRTO guidelines. When changing tyres, we advise you to check the exact overall diameter and rolling circumference. This information is provided in the technical data for each tyre. We advise you to recalculate the front wheel lead each time the tyre is changed.

The Traxion 70 and Traxion 65 tyres in the “low profile” category are wider tyres with the same rim overall diameter as the standard Traxion 85. The large volume TraxionXXL tyres have a similar external overall diameter in combination with a smaller rim overall diameter, which significantly increases the load capacity of the tyres. We recommend that you check the permitted rim width in the technical data for each tyre.



TRAXION OPTIMALL



TRAXION XXL



TRAXION 65



TRAXION 70



TRAXION 85 II



TRACTOR TYRES – DRIVE RADIAL



TRAXION OPTIMALL

THE NEXT GENERATION VF TYRE

FEATURES

Innovative carcass construction enabling up to 25% lower inflation pressure in the field

Traxion concept with unique tread compound and high rubber content for 30% better wear resistance

10% higher radial stiffness**

BENEFITS

7%* higher productivity and 7%* lower fuel consumption
15%** larger footprint for less soil compaction and higher yield

30% longer life***

Maximum stability at heavy road transport






* According to tests conducted by DLG, compared to premium European IF competitor tyre.

** According to measurements by Vredestein testing dept, compared to premium European VF competitor tyre.

*** According to Vredestein R&D compared to premium European IF and VF competitor tyres.



TRAXION OPTIMALL

Ø	Tyre size	Service description	Nominal inflation pressure (bar)		 mm	 mm	 mm	 mm	Pag.	
28	VF 540/65 R 28 NRO	149 D	1,6	DW18L	545	1410	620	4120	16	N
	VF 600/60 R 28 NRO	160 D	2,0	DW20B	605	1420	605	4180	16	
	VF 600/65 R 28 NRO	163 D	2,0	DW21B	605	1490	645	4375	17	
30	VF 540/65 R 30 NRO	158 D	2,0	DW18L	545	1480	650	4360	17	N
	VF 600/60 R 30 NRO	162 D	2,0	DW20B	600	1480	655	4390	18	
	VF 600/70 R 30 NRO	168 D	2,0	DW21B	620	1590	695	4675	18	
	VF 620/75 R 30	172 D	2,0	DW23B	665	1665	725	4920	19	
	VF 710/55 R 30 NRO	165 D	1,6	DW23B	715	1530	675	4510	19	
34	VF 600/70 R 34 NRO	170 D	2,0	DW21B	605	1695	735	5015	20	N
	VF 650/60 R 34 NRO	168 D	2,0	DW23B	670	1660	750	4935	20	
	VF 650/65 R 34 NRO	170 D	2,0	DW23B	655	1715	775	5100	21	
	VF 710/60 R 34 NRO	173 D	2,0	DW25B	705	1705	780	5080	21	
38	VF 650/60 R 38 NRO	170 D	2,0	DW23B	665	1745	770	5175	22	N
	VF 650/65 R 38 NRO	169 D	1,6	DW23B	665	1835	800	5400	22	
	VF 650/85 R 38	182 D	2,0	DW23B	680	2065	885	6070	23	
	VF 710/60 R 38 NRO	174 D	2,0	DW25B	725	1840	810	5430	23	
	VF 710/70 R 38 NRO	181 D	2,0	DW25B	735	1945	840	5720	24	
	VF 800/70 R 38	187 D	2,0	DW27B	805	2060	900	6100	24	
42	VF 650/65 R 42 NRO	174 D	2,0	DW23B	665	1925	845	5690	25	N
	VF 650/85 R 42	183 D	2,0	DW23B	665	2165	935	6380	25	
	VF 710/60 R 42 NRO	176 D	2,0	DW25B	730	1925	850	5710	26	
	VF 710/70 R 42	182 D	2,0	DW25B	730	2060	910	6110	26	
	VF 710/75 R 42	184 D	2,0	DW25B	730	2160	965	6390	27	
	VF 800/70 R 42	189 D	2,0	DW27B	800	2165	930	6380	27	
	VF 900/50 R 42 NRO	180 D	1,6	DW30B	885	1975	865	5820	28	
	VF 900/60 R 42 NRO	189 D	2,0	DW30B	875	2145	920	6315	28	
44	VF 750/70 R 44	186 D	2,0	DW25B	760	2185	940	6500	29	N

For the explanation of the symbols and abbreviations, see the inside of the last page.

TRACTOR TYRES DRIVE RADIAL

VF 540/65 R 28 NRO 154 D TL Traxion Optimal

EAN		8714692805615				Section width		545 mm		
Nominal tyre pressure		1,6 bar				Overall diameter		1410 mm		
Tyre construction		Radial				Static loaded radius		620 mm		
Recommended rim width		DW18L				Rolling circumference		4120 mm		
Permitted rim width		DW16L (NRO)				SRI		675		
						Tread depth		46 mm		
						75% of the tyre volume		285 l		
		Tyre pressure (bar)								
		0,60	0,80	1,00	1,20	1,40	1,60	1,80	2,00	
		Load capacity per tyre(kg)								
Speed (km/h)	10L	2410	2785	3135	3510	3880	4230	4605	4810	
	10H	2275	2650	3030	3410	3790	4050			
	25	2295	2675	3060	3440	3825	4090			
	30	2275	2650	3030	3410	3790	4050			
	40	2210	2580	2945	3315	3685	3940			
	50	2170	2530	2890	3250	3615	3865			
	65	2105	2455	2805	3155	3510	3750			
	70	1915	2235	2555	2875	3190	3415			

For the explanation of the symbols and abbreviations, see the inside of the last page.

VF 600/60 R 28 NRO 160 D TL Traxion Optimal

EAN		8714692805622				Section width		605 mm			
Nominal tyre pressure		2,0 bar				Overall diameter		1420 mm			
Tyre construction		Radial				Static loaded radius		620 mm			
Recommended rim width		DW20L				Rolling circumference		4180 mm			
Permitted rim width		DW21B, DW18L(NRO)				SRI		675			
						Tread depth		48 mm			
						75% of the tyre volume		388 l			
		Tyre pressure (bar)									
		0,60	0,80	1,00	1,20	1,40	1,60	1,80	2,00	2,20	2,40
		Load capacity per tyre(kg)									
Speed (km/h)	10L	2570	2965	3340	3735	4135	4670	4905	5275	5480	5625
	10H	2420	2825	3230	3630	4035	4455	4695	4860		
	25	2445	2850	3255	3665	4070	4495	4740	4905		
	30	2420	2825	3230	3630	4035	4455	4695	4860		
	40	2355	2745	3140	3530	3920	4330	4565	4725		
	50	2310	2695	3080	3465	3850	4250	4475	4635		
	65	2240	2615	2990	3360	3735	4125	4345	4500		
	70	2040	2380	2720	3060	3400	3755	3955	4095		

For the explanation of the symbols and abbreviations, see the inside of the last page.

TRACTOR TYRES DRIVE RADIAL

VF 600/65 R 28 NRO 163 D TL Traxion Optimal

EAN	8714692805639		Section width	605 mm								
Nominal tyre pressure	2,0 bar		Overall diameter	1490 mm								
Tyre construction	Radial		Static loaded radius	645 mm								
Recommended rim width	DW20L		Rolling circumference	4375 mm								
Permitted rim width	DW21B, DW18L(NRO)		SRI	700								
			Tread depth	50 mm								
			75% of the tyre volume	441 l								
			Tyre pressure (bar)									
			0,60	0,80	1,00	1,20	1,40	1,60	1,80	2,00	2,20	2,40
			Load capacity per tyre(kg)									
Speed (km/h)	10L	2845	3280	3695	4135	4575	4990	5430	5670	5885	6095	
	10H	2680	3125	3575	4020	4465	4725	5045	5265			
	25	2705	3155	3605	4055	4505	4770	5090	5315			
	30	2680	3125	3575	4020	4465	4725	5045	5265			
	40	2605	3040	3475	3910	4340	4595	4905	5120			
	50	2555	2980	3405	3835	4260	4505	4810	5020			
	65	2480	2895	3310	3720	4135	4375	4670	4875			
	70	2260	2635	3010	3385	3765	3980	4250	4435			

For the explanation of the symbols and abbreviations, see the inside of the last page.

VF 540/65 R 30 NRO 158 D TL Traxion Optimal

EAN	8714692362255		Section width	545 mm								
Nominal tyre pressure	2,0 bar		Overall diameter	1480 mm								
Tyre construction	Radial		Static loaded radius	650 mm								
Recommended rim width	DW18L		Rolling circumference	4360 mm								
Permitted rim width	W18L, DW16L (NRO)		SRI	700								
			Tread depth	47 mm								
			75% of the tyre volume	363 l								
			Tyre pressure (bar)									
			0,60	0,80	1,00	1,20	1,40	1,60	1,80	2,00	2,20	2,40
			Load capacity per tyre(kg)									
Speed (km/h)	10L	2490	2875	3235	3620	4005	4365	4750	4960	5150	5315	
	10H	2345	2735	3125	3520	3910	4185	4415	4590			
	25	2365	2760	3155	3550	3945	4225	4455	4635			
	30	2345	2735	3125	3520	3910	4185	4415	4590			
	40	2280	2660	3040	3420	3800	4070	4290	4465			
	50	2235	2610	2980	3355	3730	3990	4210	4380			
	65	2170	2535	2895	3255	3620	3875	4085	4250			
	70	1975	2305	2635	2965	3295	3525	3720	3870			

For the explanation of the symbols and abbreviations, see the inside of the last page.

TRACTOR TYRES DRIVE RADIAL

VF 600/60 R 30 NRO 162 D TL Traxion Optimal

EAN		8714692362262				Section width		600 mm			
Nominal tyre pressure		2,0 bar				Overall diameter		1480 mm			
Tyre construction		Radial				Static loaded radius		655 mm			
Recommended rim width		DW20B				Rolling circumference		4390 mm			
Permitted rim width		DW21B, DW18L (NRO)				SRI		700			
						Tread depth		48 mm			
						75% of the tyre volume		411 l			
		Tyre pressure (bar)									
		0,60	0,80	1,00	1,20	1,40	1,60	1,80	2,00	2,20	2,40
		Load capacity per tyre(kg)									
Speed (km/h)	10L	2650	3060	3445	3855	4260	4815	5055	5445	5650	5940
	10H	2495	2915	3330	3745	4160	4590	4840	5130		
	25	2520	2940	3360	3780	4200	4635	4885	5180		
	30	2495	2915	3330	3745	4160	4590	4840	5130		
	40	2425	2830	3235	3640	4045	4465	4705	4990		
	50	2380	2780	3175	3570	3970	4380	4620	4895		
	65	2310	2695	3080	3470	3855	4250	4485	4750		
	70	2105	2455	2805	3155	3505	3870	4080	4325		

For the explanation of the symbols and abbreviations, see the inside of the last page.

VF 600/70 R 30 NRO 168 D TL Traxion Optimal

EAN		8714692350658				Section width		620 mm			
Nominal tyre pressure		2,0 bar				Overall diameter		1590 mm			
Tyre construction		Radial				Static loaded radius		695 mm			
Recommended rim width		DW21B				Rolling circumference		4675 mm			
Permitted rim width		W/DW18L (NRO), DW20B				SRI		750			
						Tread depth		54 mm			
						75% of the tyre volume		384 l			
		Tyre pressure (bar)									
		0,60	0,80	1,00	1,20	1,40	1,60	1,80	2,00	2,20	2,40
		Load capacity per tyre(kg)									
Speed (km/h)	10L	3225	3720	4190	4690	5185	5655	6155	6575	6795	7000
	10H	3040	3545	4050	4555	5065	5560	5860	6050		
	25	3065	3575	4090	4600	5110	5615	5915	6105		
	30	3040	3545	4050	4555	5065	5560	5860	6050		
	40	2955	3445	3940	4430	4925	5410	5695	5880		
	50	2900	3380	3865	4345	4830	5305	5590	5770		
	65	2815	3280	3750	4220	4690	5150	5425	5600		
	70	2560	2985	3415	3840	4265	4685	4935	5095		

For the explanation of the symbols and abbreviations, see the inside of the last page.

TRACTOR TYRES DRIVE RADIAL

VF 620/75 R 30 172 D TL Traxion Optimal

EAN	8714692350672		Section width	665 mm								
Nominal tyre pressure	2,0 bar		Overall diameter	1665 mm								
Tyre construction	Radial		Static loaded radius	725 mm								
Recommended rim width	DW23B		Rolling circumference	4920 mm								
Permitted rim width	DW20B, DW21B		SRI	800								
			Tread depth	56 mm								
			75% of the tyre volume	509 l								
			Tyre pressure (bar)									
			0,60	0,80	1,00	1,20	1,40	1,60	1,80	2,00	2,20	2,40
			Load capacity per tyre(kg)									
Speed (km/h)	10L	3615	4175	4700	5260	5815	6345	6900	7375	7620	7875	
	10H	3405	3975	4545	5110	5680	6265	6570	6805			
	25	3440	4010	4585	5160	5730	6320	6630	6865			
	30	3405	3975	4545	5110	5680	6265	6570	6805			
	40	3315	3865	4415	4970	5520	6090	6390	6615			
	50	3250	3790	4335	4875	5415	5975	6265	6490			
	65	3155	3680	4205	4730	5260	5800	6085	6300			
	70	2870	3350	3830	4305	4785	5280	5535	5735			

For the explanation of the symbols and abbreviations, see the inside of the last page.

VF 710/55 R 30 NRO 165 D TL Traxion Optimal

EAN	8714692805646		Section width	715 mm							
Nominal tyre pressure	1,6 bar		Overall diameter	1530 mm							
Tyre construction	Radial		Static loaded radius	675 mm							
Recommended rim width	DW25B		Rolling circumference	4510 mm							
Permitted rim width	DW23B (NRO)		SRI	725							
			Tread depth	55 mm							
			75% of the tyre volume	531 l							
			Tyre pressure (bar)								
			0,60	0,80	1,00	1,20	1,40	1,60	1,80	2,00	
			Load capacity per tyre(kg)								
Speed (km/h)	10L	3185	3675	4140	4635	5125	5790	6080	6545		
	10H	3000	3500	4005	4505	5005	5560				
	25	3030	3535	4040	4545	5050	5615				
	30	3000	3500	4005	4505	5005	5560				
	40	2920	3405	3890	4380	4865	5410				
	50	2865	3340	3815	4295	4770	5305				
	65	2780	3245	3705	4170	4635	5150				
	70	2530	2950	3375	3795	4215	4685				

For the explanation of the symbols and abbreviations, see the inside of the last page.

TRACTOR TYRES DRIVE RADIAL

VF 600/70 R 34 NRO 170 D TL Traxion Optimal

EAN		8714692360374				Section width		605 mm			
Nominal tyre pressure		2,0 bar				Overall diameter		1695 mm			
Tyre construction		Radial				Static loaded radius		735 mm			
Recommended rim width		DW21B				Rolling circumference		5015 mm			
Permitted rim width		W/DW18L (NRO), DW20B				SRI		800			
						Tread depth		55 mm			
						75% of the tyre volume		440 l			
		Tyre pressure (bar)									
		0,60	0,80	1,00	1,20	1,40	1,60	1,80	2,00	2,20	2,40
		Load capacity per tyre(kg)									
Speed (km/h)	10L	3405	3930	4425	4955	5480	5975	6500	6950	7180	7500
	10H	3210	3745	4280	4815	5350	5885	6190	6480		
	25	3240	3780	4320	4860	5400	5940	6250	6540		
	30	3210	3745	4280	4815	5350	5885	6190	6480		
	40	3120	3640	4160	4680	5200	5725	6020	6300		
	50	3060	3570	4080	4590	5100	5615	5905	6180		
	65	2970	3470	3965	4460	4955	5450	5730	6000		
	70	2705	3155	3605	4055	4510	4960	5215	5460		

For the explanation of the symbols and abbreviations, see the inside of the last page.

VF 650/60 R 34 NRO 168 D TL Traxion Optimal

EAN		8714692344848				Section width		670 mm			
Nominal tyre pressure		2,0 bar				Overall diameter		1660 mm			
Tyre construction		Radial				Static loaded radius		750 mm			
Recommended rim width		DW23B				Rolling circumference		4935 mm			
Permitted rim width		DW20B (NRO), DW21B				SRI		775			
						Tread depth		56 mm			
						75% of the tyre volume		457 l			
		Tyre pressure (bar)									
		0,60	0,80	1,00	1,20	1,40	1,60	1,80	2,00	2,20	2,40
		Load capacity per tyre(kg)									
Speed (km/h)	10L	3175	3665	4125	4615	5105	5770	6060	6520	6770	7000
	10H	2990	3490	3990	4485	4985	5560	5800	6050		
	25	3020	3520	4025	4530	5030	5615	5855	6105		
	30	2990	3490	3990	4485	4985	5560	5800	6050		
	40	2910	3395	3875	4360	4845	5410	5640	5880		
	50	2855	3330	3805	4280	4755	5305	5530	5770		
	65	2770	3230	3695	4155	4615	5150	5370	5600		
	70	2520	2940	3360	3780	4200	4685	4890	5095		

For the explanation of the symbols and abbreviations, see the inside of the last page.

TRACTOR TYRES DRIVE RADIAL

VF 650/65 R 34 NRO 170 D TL Traxion Optimal

EAN	8714692344862		Section width	655 mm								
Nominal tyre pressure	2,0 bar		Overall diameter	1715 mm								
Tyre construction	Radial		Static loaded radius	775 mm								
Recommended rim width	DW23B		Rolling circumference	5100 mm								
Permitted rim width	DW20B (NRO), DW21B		SRI	825								
			Tread depth	56 mm								
			75% of the tyre volume	508 l								
			Tyre pressure (bar)									
			0,60	0,80	1,00	1,20	1,40	1,60	1,80	2,00	2,20	2,40
			Load capacity per tyre(kg)									
Speed (km/h)	10L	3510	4050	4560	5105	5645	6155	6695	6995	7260	7500	
	10H	3305	3860	4410	4960	5510	5885	6225	6480			
	25	3335	3895	4450	5005	5560	5940	6280	6540			
	30	3305	3860	4410	4960	5510	5885	6225	6480			
	40	3215	3750	4285	4820	5360	5725	6050	6300			
	50	3155	3680	4205	4730	5255	5615	5935	6180			
	65	3060	3570	4080	4590	5105	5450	5765	6000			
	70	2785	3250	3715	4180	4645	4960	5245	5460			

For the explanation of the symbols and abbreviations, see the inside of the last page.

VF 710/60 R 34 NRO 173 D TL Traxion Optimal

EAN	8714692350696		Section width	705 mm								
Nominal tyre pressure	2,0 bar		Overall diameter	1705 mm								
Tyre construction	Radial		Static loaded radius	780 mm								
Recommended rim width	DW25B		Rolling circumference	5080 mm								
Permitted rim width	DW23B (NRO)		SRI	825								
			Tread depth	56 mm								
			75% of the tyre volume	539 l								
			Tyre pressure (bar)									
			0,60	0,80	1,00	1,20	1,40	1,60	1,80	2,00	2,20	2,40
			Load capacity per tyre(kg)									
Speed (km/h)	10L	3640	4200	4730	5290	5855	6385	6945	7475	7760	8125	
	10H	3430	4000	4570	5145	5715	6265	6650	7020			
	25	3460	4035	4615	5190	5770	6320	6710	7085			
	30	3430	4000	4570	5145	5715	6265	6650	7020			
	40	3335	3890	4445	5000	5555	6090	6465	6825			
	50	3270	3815	4360	4905	5450	5975	6340	6695			
	65	3175	3705	4235	4760	5290	5800	6155	6500			
	70	2890	3370	3850	4335	4815	5280	5605	5915			

For the explanation of the symbols and abbreviations, see the inside of the last page.

TRACTOR TYRES DRIVE RADIAL

VF 650/60 R 38 NRO 170 D TL Traxion Optimal

EAN		8714692805653					Section width		665 mm			
Nominal tyre pressure		2,0 bar					Overall diameter		1745 mm			
Tyre construction		Radial					Static loaded radius		770 mm			
Recommended rim width		DW23B					Rolling circumference		5175 mm			
Permitted rim width		DW21B, DW20B (NRO)					SRI		825			
							Tread depth		58 mm			
							75% of the tyre volume		593 l			
		Tyre pressure (bar)										
		0,60	0,80	1,00	1,20	1,40	1,60	1,80	2,00	2,20	2,40	
		Load capacity per tyre(kg)										
Speed (km/h)	10L	3345	3860	4345	4860	5380	6075	6380	6870	7130	7500	
	10H	3150	3675	4200	4725	5250	5725	6110	6480			
	25	3180	3710	4240	4770	5300	5775	6165	6540			
	30	3150	3675	4200	4725	5250	5725	6110	6480			
	40	3065	3575	4085	4595	5105	5565	5940	6300			
	50	3005	3505	4005	4505	5010	5460	5825	6180			
	65	2915	3405	3890	4375	4860	5300	5660	6000			
	70	2655	3095	3540	3980	4425	4825	5150	5460			

For the explanation of the symbols and abbreviations, see the inside of the last page.

VF 650/65 R 38 NRO 169 D TL Traxion Optimal

EAN		8714692805660					Section width		665 mm			
Nominal tyre pressure		1,6 bar					Overall diameter		1835 mm			
Tyre construction		Radial					Static loaded radius		800 mm			
Recommended rim width		DW23B					Rolling circumference		5400 mm			
Permitted rim width		DW21B, DW20B (NRO)					SRI		825			
							Tread depth		56 mm			
							75% of the tyre volume		575 l			
		Tyre pressure (bar)										
		0,60	0,80	1,00	1,20	1,40	1,60	1,80	2,00			
		Load capacity per tyre(kg)										
Speed (km/h)	10L	3690	4260	4800	5370	5940	6475	7045	7360			
	10H	3480	4060	4640	5220	5795	6265					
	25	3510	4095	4680	5265	5850	6320					
	30	3480	4060	4640	5220	5795	6265					
	40	3380	3945	4510	5075	5635	6090					
	50	3315	3870	4425	4975	5530	5975					
	65	3220	3760	4295	4830	5370	5800					
	70	2930	3420	3910	4395	4885	5280					

For the explanation of the symbols and abbreviations, see the inside of the last page.

TRACTOR TYRES DRIVE RADIAL

VF 650/85 R 38 182 D TL Traxion Optimal

EAN		8714692360398					Section width		680 mm		
Nominal tyre pressure		2,0 bar					Overall diameter		2065 mm		
Tyre construction		Radial					Static loaded radius		885 mm		
Recommended rim width		DW23B					Rolling circumference		6070 mm		
Permitted rim width		DW20B, DW21B					SRI		975		
							Tread depth		61 mm		
							75% of the tyre volume		734 l		
		Tyre pressure (bar)									
		0,60	0,80	1,00	1,20	1,40	1,60	1,80	2,00	2,20	2,40
		Load capacity per tyre(kg)									
Speed (km/h)	10L	4820	5570	6270	7015	7760	8460	9205	9840	10165	10625
	10H	4545	5305	6060	6820	7575	8370	8765	9180		
	25	4585	5350	6115	6880	7645	8450	8845	9265		
	30	4545	5305	6060	6820	7575	8370	8765	9180		
	40	4420	5155	5890	6630	7365	8140	8520	8925		
	50	4335	5055	5780	6500	7225	7985	8360	8755		
	65	4210	4910	5610	6315	7015	7750	8115	8500		
	70	3830	4470	5105	5745	6385	7055	7385	7735		

For the explanation of the symbols and abbreviations, see the inside of the last page.

VF 710/60 R 38 NRO 174 D TL Traxion Optimal

EAN		8714692805677					Section width		725 mm		
Nominal tyre pressure		2,0 bar					Overall diameter		1840 mm		
Tyre construction		Radial					Static loaded radius		810 mm		
Recommended rim width		DW25B					Rolling circumference		5430 mm		
Permitted rim width		DW23B (NRO)					SRI		875		
							Tread depth		57 mm		
							75% of the tyre volume		752 l		
		Tyre pressure (bar)									
		0,60	0,80	1,00	1,20	1,40	1,60	1,80	2,00	2,20	2,40
		Load capacity per tyre(kg)									
Speed (km/h)	10L	3825	4420	4975	5565	6155	6955	7305	7865	8160	8375
	10H	3605	4210	4810	5410	6010	6640	6995	7235		
	25	3640	4245	4855	5460	6065	6705	7060	7305		
	30	3605	4210	4810	5410	6010	6640	6995	7235		
	40	3505	4090	4675	5260	5845	6460	6800	7035		
	50	3440	4015	4585	5160	5735	6335	6670	6900		
	65	3340	3895	4455	5010	5565	6150	6475	6700		
	70	3040	3545	4050	4560	5065	5595	5895	6095		

For the explanation of the symbols and abbreviations, see the inside of the last page.

TRACTOR TYRES DRIVE RADIAL

VF 710/70 R 38 181 D TL Traxion Optimal

EAN		8714692805684				Section width		735 mm			
Nominal tyre pressure		2,0 bar				Overall diameter		1945 mm			
Tyre construction		Radial				Static loaded radius		840 mm			
Recommended rim width		DW25B				Rolling circumference		5720 mm			
Permitted rim width		DW23B (NRO)				SRI		925			
						Tread depth		61 mm			
						75% of the tyre volume		865 l			
		Tyre pressure (bar)									
		0,60	0,80	1,00	1,20	1,40	1,60	1,80	2,00	2,20	2,40
		Load capacity per tyre(kg)									
Speed (km/h)	10L	4650	5370	6045	6765	7480	8155	8875	9485	9800	10315
	10H	4380	5115	5845	6575	7305	8100	8450	8910		
	25	4425	5160	5895	6635	7370	8175	8530	8995		
	30	4380	5115	5845	6575	7305	8100	8450	8910		
	40	4260	4970	5680	6390	7100	7875	8215	8665		
	50	4180	4875	5570	6270	6965	7725	8060	8500		
	65	4060	4735	5410	6085	6765	7500	7825	8250		
70	3690	4310	4925	5540	6155	6825	7120	7510			

For the explanation of the symbols and abbreviations, see the inside of the last page.

VF 800/70 R 38 187 D TL Traxion Optimal

EAN		8714692350733				Section width		805 mm			
Nominal tyre pressure		2,0 bar				Overall diameter		2060 mm			
Tyre construction		Radial				Static loaded radius		900 mm			
Recommended rim width		DW27B				Rolling circumference		6100 mm			
Permitted rim width		DW25B				SRI		975			
						Tread depth		62 mm			
						75% of the tyre volume		975 l			
		Tyre pressure (bar)									
		0,60	0,80	1,00	1,20	1,40	1,60	1,80	2,00	2,20	2,40
		Load capacity per tyre(kg)									
Speed (km/h)	10L	5605	6475	7290	8155	9020	9835	10705	11440	11820	12190
	10H	5285	6165	7045	7925	8810	9720	10190	10530		
	25	5335	6220	7110	8000	8890	9810	10285	10630		
	30	5285	6165	7045	7925	8810	9720	10190	10530		
	40	5140	5995	6850	7705	8565	9450	9910	10240		
	50	5040	5880	6720	7560	8400	9270	9720	10045		
	65	4895	5710	6525	7340	8155	9000	9435	9750		
70	4455	5195	5935	6680	7420	8190	8585	8875			

For the explanation of the symbols and abbreviations, see the inside of the last page.

TRACTOR TYRES DRIVE RADIAL

VF 650/65 R 42 NRO 174 D TL Traxion Optimal

EAN	8714692362279		Section width	665 mm								
Nominal tyre pressure	2,0 bar		Overall diameter	1925 mm								
Tyre construction	Radial		Static loaded radius	845 mm								
Recommended rim width	DW23B		Rolling circumference	5690 mm								
Permitted rim width	DW20B (NRO), DW21B		SRI	925								
			Tread depth	56 mm								
			75% of the tyre volume	717 l								
			Tyre pressure (bar)									
			0,60	0,80	1,00	1,20	1,40	1,60	1,80	2,00	2,20	2,40
			Load capacity per tyre(kg)									
Speed (km/h)	10L	3870	4465	5030	5625	6225	6785	7385	7715	8010	8375	
	10H	3645	4255	4860	5470	6075	6480	6865	7235			
	25	3680	4295	4905	5520	6135	6540	6925	7305			
	30	3645	4255	4860	5470	6075	6480	6865	7235			
	40	3545	4135	4725	5315	5910	6300	6675	7035			
	50	3475	4055	4635	5215	5795	6180	6545	6900			
	65	3375	3940	4500	5065	5625	6000	6355	6700			
	70	3070	3585	4095	4610	5120	5460	5785	6095			

For the explanation of the symbols and abbreviations, see the inside of the last page.

VF 650/85 R 42 183 D TL Traxion Optimal

EAN	8714692360411		Section width	665 mm								
Nominal tyre pressure	2,0 bar		Overall diameter	2165 mm								
Tyre construction	Radial		Static loaded radius	935 mm								
Recommended rim width	DW23B		Rolling circumference	6380 mm								
Permitted rim width	DW20B, DW21B		SRI	1025								
			Tread depth	61 mm								
			75% of the tyre volume	783 l								
			Tyre pressure (bar)									
			0,60	0,80	1,00	1,20	1,40	1,60	1,80	2,00	2,20	2,40
			Load capacity per tyre(kg)									
Speed (km/h)	10L	5035	5815	6545	7325	8100	8835	9615	10270	10615	10940	
	10H	4745	5535	6330	7120	7910	8640	9155	9450			
	25	4790	5590	6385	7185	7985	8720	9240	9540			
	30	4745	5535	6330	7120	7910	8640	9155	9450			
	40	4615	5385	6150	6920	7690	8400	8900	9190			
	50	4525	5280	6035	6790	7545	8240	8730	9015			
	65	4395	5125	5860	6590	7325	8000	8475	8750			
	70	4000	4665	5330	6000	6665	7280	7710	7965			

For the explanation of the symbols and abbreviations, see the inside of the last page.

TRACTOR TYRES DRIVE RADIAL

VF 710/60 R 42 NRO 176 D TL Traxion Optimal

EAN		8714692362286				Section width		730 mm			
Nominal tyre pressure		2,0 bar				Overall diameter		1925 mm			
Tyre construction		Radial				Static loaded radius		850 mm			
Recommended rim width		DW25B				Rolling circumference		5710 mm			
Permitted rim width		DW23B (NRO)				SRI		925			
						Tread depth		57 mm			
						75% of the tyre volume		793 l			
		Tyre pressure (bar)									
		0,60	0,80	1,00	1,20	1,40	1,60	1,80	2,00	2,20	2,40
		Load capacity per tyre(kg)									
Speed (km/h)	10L	4010	4630	5215	5835	6455	7290	7655	8240	8555	8875
	10H	3780	4410	5040	5670	6300	7020	7330	7670		
	25	3815	4450	5085	5725	6360	7085	7400	7740		
	30	3780	4410	5040	5670	6300	7020	7330	7670		
	40	3675	4290	4900	5515	6125	6825	7130	7455		
	50	3605	4205	4805	5410	6010	6695	6990	7315		
	65	3500	4085	4665	5250	5835	6500	6790	7100		
	70	3185	3715	4245	4780	5310	5915	6175	6460		

For the explanation of the symbols and abbreviations, see the inside of the last page.

VF 710/70 R 42 182 D TL Traxion Optimal

EAN		8714692350719				Section width		730 mm			
Nominal tyre pressure		2,0 bar				Overall diameter		2060 mm			
Tyre construction		Radial				Static loaded radius		910 mm			
Recommended rim width		DW25B				Rolling circumference		6110 mm			
Permitted rim width		DW23B				SRI		975			
						Tread depth		62 mm			
						75% of the tyre volume		819 l			
		Tyre pressure (bar)									
		0,60	0,80	1,00	1,20	1,40	1,60	1,80	2,00	2,20	2,40
		Load capacity per tyre(kg)									
Speed (km/h)	10L	4860	5615	6320	7070	7825	8530	9285	9920	10250	10625
	10H	4585	5345	6110	6875	7640	8370	8840	9180		
	25	4625	5395	6165	6940	7710	8450	8920	9265		
	30	4585	5345	6110	6875	7640	8370	8840	9180		
	40	4455	5200	5940	6685	7425	8140	8595	8925		
	50	4370	5100	5830	6555	7285	7985	8430	8755		
	65	4245	4950	5660	6365	7070	7750	8185	8500		
	70	3860	4505	5150	5790	6435	7055	7445	7735		

For the explanation of the symbols and abbreviations, see the inside of the last page.

TRACTOR TYRES DRIVE RADIAL

VF 710/75 R 42 184 D TL Traxion Optimal

EAN		8714692344909					Section width		730 mm		
Nominal tyre pressure		2,0 bar					Overall diameter		2160 mm		
Tyre construction		Radial					Static loaded radius		965 mm		
Recommended rim width		DW25B					Rolling circumference		6390 mm		
Permitted rim width		DW23B					SRI		1000		
							Tread depth		64 mm		
							75% of the tyre volume		917 l		
		Tyre pressure (bar)									
		0,60	0,80	1,00	1,20	1,40	1,60	1,80	2,00	2,20	2,40
		Load capacity per tyre(kg)									
Speed (km/h)	10L	5170	5965	6720	7515	8315	9065	9865	10545	10895	11250
	10H	4870	5685	6495	7305	8120	8910	9395	9720		
	25	4915	5735	6555	7375	8195	8995	9480	9810		
	30	4870	5685	6495	7305	8120	8910	9395	9720		
	40	4735	5525	6315	7105	7895	8665	9135	9450		
	50	4645	5420	6195	6970	7740	8500	8960	9270		
	65	4510	5260	6015	6765	7515	8250	8700	9000		
	70	4105	4790	5470	6155	6840	7510	7915	8190		

For the explanation of the symbols and abbreviations, see the inside of the last page.

VF 800/70 R 42 189 D TL Traxion Optimal

EAN		8714692350757					Section width		800 mm		
Nominal tyre pressure		2,0 bar					Overall diameter		2165 mm		
Tyre construction		Radial					Static loaded radius		930 mm		
Recommended rim width		DW27B					Rolling circumference		6380 mm		
Permitted rim width		DW25B					SRI		1025		
							Tread depth		64 mm		
							75% of the tyre volume		1043 l		
		Tyre pressure (bar)									
		0,60	0,80	1,00	1,20	1,40	1,60	1,80	2,00	2,20	2,40
		Load capacity per tyre(kg)									
Speed (km/h)	10L	5855	6760	7610	8515	9420	10270	11175	11940	12340	12875
	10H	5515	6435	7355	8275	9195	9990	10640	11125		
	25	5570	6495	7425	8350	9280	10085	10740	11225		
	30	5515	6435	7355	8275	9195	9990	10640	11125		
	40	5365	6255	7150	8045	8940	9715	10345	10815		
	50	5260	6140	7015	7890	8770	9530	10145	10610		
	65	5110	5960	6810	7660	8515	9250	9850	10300		
	70	4650	5425	6200	6975	7745	8420	8965	9375		

For the explanation of the symbols and abbreviations, see the inside of the last page.

TRACTOR TYRES DRIVE RADIAL

VF 900/50 R 42 NRO 180 D TL Traxion Optimal

EAN		8714692805691				Section width		885 mm		
Nominal tyre pressure		1,6 bar				Overall diameter		1975 mm		
Tyre construction		Radial				Static loaded radius		865 mm		
Recommended rim width		DW30B				Rolling circumference		5820 mm		
Permitted rim width		DW28B (NRO)				SRI		950		
						Tread depth		62 mm		
						75% of the tyre volume		952 l		
		Tyre pressure (bar)								
		0,60	0,80	1,00	1,20	1,40	1,60	1,80	2,00	
		Load capacity per tyre(kg)								
Speed (km/h)	10L	4925	5685	6400	7165	7925	8955	9400	10120	
	10H	4640	5415	6190	6960	7735	8640			
	25	4685	5465	6245	7025	7805	8720			
	30	4640	5415	6190	6960	7735	8640			
	40	4515	5265	6015	6770	7520	8400			
	50	4425	5165	5900	6640	7380	8240			
	65	4300	5015	5730	6445	7165	8000			
	70	3910	4565	5215	5865	6520	7280			

For the explanation of the symbols and abbreviations, see the inside of the last page.

VF 900/60 R 42 NRO 189 D TL Traxion Optimal

EAN		8714692350771				Section width		875 mm			
Nominal tyre pressure		2,0 bar				Overall diameter		2145 mm			
Tyre construction		Radial				Static loaded radius		920 mm			
Recommended rim width		DW30B				Rolling circumference		6315 mm			
Permitted rim width		DW28B (NRO)				SRI		1025			
						Tread depth		64 mm			
						75% of the tyre volume		1112 l			
		Tyre pressure (bar)									
		0,60	0,80	1,00	1,20	1,40	1,60	1,80	2,00	2,20	2,40
		Load capacity per tyre(kg)									
Speed (km/h)	10L	5780	6670	7510	8405	9300	10140	11030	11875	12325	12875
	10H	5445	6355	7260	8170	9080	9990	10565	11125		
	25	5495	6415	7330	8245	9160	10085	10660	11225		
	30	5445	6355	7260	8170	9080	9990	10565	11125		
	40	5295	6180	7060	7945	8825	9715	10270	10815		
	50	5195	6060	6925	7790	8655	9530	10075	10610		
	65	5045	5885	6725	7565	8405	9250	9780	10300		
	70	4590	5355	6120	6885	7650	8420	8900	9375		

For the explanation of the symbols and abbreviations, see the inside of the last page.

TRACTOR TYRES DRIVE RADIAL

VF 750/70 R 44 186D TL Traxion Optimal

EAN		8714692805707		Section width		760 mm					
Nominal tyre pressure		2,0 bar		Overall diameter		2185 mm					
Tyre construction		Radial		Static loaded radius		940 mm					
Recommended rim width		DW25B		Rolling circumference		6500 mm					
Permitted rim width				SRI		1025					
				Tread depth		65 mm					
				75% of the tyre volume		1119 l					
		Tyre pressure (bar)									
		0,60	0,80	1,00	1,20	1,40	1,60	1,80	2,00	2,20	2,40
		Load capacity per tyre(kg)									
Speed (km/h)	10L	5405	6240	7025	7860	8700	9485	10320	11025	11395	11875
	10H	5095	5945	6795	7640	8490	9450	9825	10260		
	25	5140	6000	6855	7715	8570	9540	9915	10355		
	30	5095	5945	6795	7640	8490	9450	9825	10260		
	40	4955	5780	6605	7430	8255	9190	9555	9975		
	50	4860	5670	6480	7290	8100	9015	9370	9785		
	65	4715	5505	6290	7075	7860	8750	9100	9500		
	70	4295	5010	5725	6440	7155	7965	8280	8645		

For the explanation of the symbols and abbreviations, see the inside of the last page.

TRACTOR TYRES DRIVE RADIAL



TRAXION^{XXL}

OFFERING HIGHEST EFFICIENCY AND
LONGEST LIFE FOR HIGH HP TRACTORS

FEATURES

Unique curved cleats and compound properties

Dedicated traction and comfort zone

Largest volume

BENEFITS






Extended lifespan

Maximized traction and excellent comfort

High load capacity



TRAXION XXL

Ø	Tyre size	Service description	Nominal inflation pressure (bar)		 mm	 mm	 mm	 mm	Pag.
28	540/75 R 28	154 D	2,4	DW18L	565	1495	685	4440	32
	600/65 R 28	147 D	1,6	DW18L	595	1480	670	4405	32
	600/65 R 28	154 D	2,4	DW18L	595	1480	670	4405	33
	600/70 R 28	157 D	2,4	DW20B	610	1540	700	4590	33
30	600/70 R 30	158 D	2,4	DW20B	630	1590	725	4750	34
	710/60 R 30	162 D	2,4	DW23B	705	1610	730	4800	34
32	800/65 R 32	167 A8/B	1,6	DW27B	825	1840	845	5490	35
34	600/70 R 34	160 D	2,4	DW18L	610	1700	775	5060	35
38	650/75 R 38	169 D	2,4	DW23B	695	1935	890	5775	36
	650/85 R 38	173 D	2,4	DW23B	710	2070	940	6195	36
	710/70 R 38	166 D	1,6	DW23B	730	1930	870	5760	37
	710/70 R 38	171 D	2,4	DW23B	730	1930	870	5760	37
	710/75 R 38	174 D	2,4	DW23B	715	2000	910	5950	38
	800/70 R 38	178 D	2,4	DW25B	825	2065	940	6160	38
	900/60 R 38	178 D	2,4	DW27B	870	2040	925	6100	39
42	710/70 R 42	173 D	2,4	DW23B	730	2060	940	6140	39
	710/75 R 42	175 D	2,4	DW23B	735	2150	980	6395	40

For the explanation of the symbols and abbreviations, see the inside of the last page.

TRACTOR TYRES DRIVE RADIAL

540/75 R 28 154 D TL TraxionXXL

EAN		8714692214165				Section width		565 mm					
Nominal tyre pressure		2,4 bar				Overall diameter		1495 mm					
Tyre construction		Radial				Static loaded radius		685 mm					
Recommended rim width		DW18L				Rolling circumference		4440 mm					
Permitted rim width		W/DW16L, W18L				SRI		700					
						Tread depth		50 mm					
						75% of the tyre volume		340 l					
		Tyre pressure (bar)											
		0,60	0,80	1,00	1,20	1,40	1,60	1,80	2,00	2,20	2,40	2,60	2,80
		Load capacity per tyre(kg)											
Speed (km/h)	10L	2655	3015	3380	3745	4110	4405	4655	4935	5145	5320	5540	5625
	10H	2205	2555	2905	3250	3495	3735	3905	4070	4215	4315		
	25	2270	2635	2995	3350	3600	3850	4020	4195	4345	4445		
	30	2205	2555	2905	3250	3495	3735	3905	4070	4215	4315		
	40		2435	2765	3095	3325	3560	3715	3875	4015	4105		
	50		2335	2655	2970	3190	3415	3565	3715	3850	3940		
	65			2525	2830	3040	3250	3395	3540	3665	3750		
70			2300	2575	2765	2960	3090	3220	3335	3415			

For the explanation of the symbols and abbreviations, see the inside of the last page.

600/65 R 28 147 D TL TraxionXXL

EAN		8714692326943				Section width		595 mm					
Nominal tyre pressure		1,6 bar				Overall diameter		1490 mm					
Tyre construction		Radial				Static loaded radius		670 mm					
Recommended rim width		DW18L				Rolling circumference		4405 mm					
Permitted rim width		W18L				SRI		700					
						Tread depth		50 mm					
						75% of the tyre volume		370 l					
		Tyre pressure (bar)											
		0,60	0,80	1,00	1,20	1,40	1,60	1,80	2,00				
		Load capacity per tyre(kg)											
Speed (km/h)	10L	2575	2920	3280	3625	3985	4260	4500	4775				
	10H	2135	2480	2815	3105	3355	3535						
	25	2200	2555	2900	3200	3455	3645						
	30	2135	2480	2815	3105	3355	3535						
	40		2360	2680	2955	3190	3365						
	50		2260	2570	2835	3060	3230						
	65			2450	2700	2915	3075						
70			2230	2460	2655	2800							

For the explanation of the symbols and abbreviations, see the inside of the last page.

TRACTOR TYRES DRIVE RADIAL

600/65 R 28 154 D TL TraxionXXL

EAN	8714692326950		Section width	595 mm										
Nominal tyre pressure	2,4 bar		Overall diameter	1490 mm										
Tyre construction	Radial		Static loaded radius	670 mm										
Recommended rim width	DW18L		Rolling circumference	4405 mm										
Permitted rim width	W18L		SRI	700										
			Tread depth	50 mm										
			75% of the tyre volume	370 l										
			Tyre pressure (bar)											
			0,60	0,80	1,00	1,20	1,40	1,60	1,80	2,00	2,20	2,40	2,60	2,80
			Load capacity per tyre(kg)											
Speed (km/h)	10L	2610	2960	3320	3675	4035	4320	4555	4835	5045	5280	5510	5625	
	10H	2165	2510	2855	3145	3395	3620	3835	4025	4195	4315			
	25	2230	2585	2940	3245	3500	3735	3955	4150	4325	4445			
	30	2165	2510	2855	3145	3395	3620	3835	4025	4195	4315			
	40		2390	2715	2995	3235	3450	3655	3835	3995	4105			
	50		2290	2605	2875	3100	3310	3505	3675	3830	3940			
	65			2480	2735	2955	3150	3335	3500	3650	3750			
70			2260	2490	2690	2865	3035	3185	3320	3415				

For the explanation of the symbols and abbreviations, see the inside of the last page.

600/70 R 28 157 D TL TraxionXXL

EAN	8714692244629		Section width	610 mm										
Nominal tyre pressure	2,4 bar		Overall diameter	1540 mm										
Tyre construction	Radial		Static loaded radius	700 mm										
Recommended rim width	DW20B		Rolling circumference	4590 mm										
Permitted rim width	W/DW18L		SRI	725										
			Tread depth	51 mm										
			75% of the tyre volume	405 l										
			Tyre pressure (bar)											
			0,60	0,80	1,00	1,20	1,40	1,60	1,80	2,00	2,20	2,40	2,60	2,80
			Load capacity per tyre(kg)											
Speed (km/h)	10L	2945	3340	3750	4150	4560	4885	5165	5475	5705	5900	6140	6190	
	10H	2445	2835	3225	3605	3875	4080	4330	4515	4675	4745			
	25	2515	2920	3320	3715	3990	4205	4460	4650	4820	4890			
	30	2445	2835	3225	3605	3875	4080	4330	4515	4675	4745			
	40		2700	3070	3435	3690	3885	4120	4300	4450	4515			
	50		2590	2945	3295	3535	3730	3950	4120	4270	4330			
	65			2805	3135	3370	3550	3765	3925	4065	4125			
70			2550	2855	3065	3230	3425	3575	3700	3755				

For the explanation of the symbols and abbreviations, see the inside of the last page.

TRACTOR TYRES DRIVE RADIAL

600/70 R 30 158 D TL TraxionXXL

EAN		8714692326967						Section width		630 mm				
Nominal tyre pressure		2,4 bar						Overall diameter		1590 mm				
Tyre construction		Radial						Static loaded radius		725 mm				
Recommended rim width		DW20B						Rolling circumference		4750 mm				
Permitted rim width		W/DW18L						SRI		750				
								Tread depth		53 mm				
								75% of the tyre volume		430 l				
		Tyre pressure (bar)												
		0,60	0,80	1,00	1,20	1,40	1,60	1,80	2,00	2,20	2,40	2,60	2,80	
		Load capacity per tyre(kg)												
Speed (km/h)	10L	3030	3440	3860	4275	4695	5030	5320	5635	5875	6075	6325	6375	
	10H	2515	2920	3320	3715	3990	4200	4455	4650	4815	4890			
	25	2590	3010	3420	3825	4110	4325	4590	4790	4960	5035			
	30	2515	2920	3320	3715	3990	4200	4455	4650	4815	4890			
	40		2780	3160	3535	3800	3995	4245	4425	4585	4655			
	50		2665	3030	3390	3640	3835	4070	4245	4395	4465			
	65			2885	3230	3470	3650	3875	4045	4185	4250			
70			2625	2940	3155	3320	3525	3680	3810	3870				

For the explanation of the symbols and abbreviations, see the inside of the last page.

710/60 R 30 162 D TL TraxionXXL

EAN		8714692277146						Section width		705 mm				
Nominal tyre pressure		2,4 bar						Overall diameter		1610 mm				
Tyre construction		Radial						Static loaded radius		730 mm				
Recommended rim width		DW23B						Rolling circumference		4800 mm				
Permitted rim width		DW21B, DW25B						SRI		750				
								Tread depth		53 mm				
								75% of the tyre volume		520 l				
		Tyre pressure (bar)												
		0,60	0,80	1,00	1,20	1,40	1,60	1,80	2,00	2,20	2,40	2,60	2,80	
		Load capacity per tyre(kg)												
Speed (km/h)	10L	3255	3695	4145	4585	5040	5390	5690	6035	6295	6590	6880	7125	
	10H	2700	3135	3560	3930	4240	4455	4790	5025	5235	5465			
	25	2785	3230	3670	4050	4370	4590	4935	5180	5395	5630			
	30	2700	3135	3560	3930	4240	4455	4790	5025	5235	5465			
	40		2985	3390	3740	4035	4245	4560	4785	4985	5200			
	50		2860	3250	3585	3870	4070	4370	4590	4780	4990			
	65			3095	3415	3685	3875	4165	4370	4555	4750			
70			2820	3110	3355	3525	3790	3975	4145	4325				

For the explanation of the symbols and abbreviations, see the inside of the last page.

TRACTOR TYRES DRIVE RADIAL

800/65 R 32 167 A8/B TL TraxionXXL

EAN		8714692206306				Section width		825 mm			
Nominal tyre pressure		1,6 bar				Overall diameter		1840 mm			
Tyre construction		Radial				Static loaded radius		845 mm			
Recommended rim width		DW27B				Rolling circumference		5490 mm			
Permitted rim width		DW25B				SRI		875			
						Tread depth		54 mm			
						75% of the tyre volume		815 l			
		Tyre pressure (bar)									
		0,60	0,80	1,00	1,20	1,40	1,60	1,80	2,00		
		Load capacity per tyre(kg)									
Speed (km/h)	10L	4455	5050	5670	6270	6890	7370	7775	8255		
	10H	3435	3985	4530	4995	5395	5830				
	25	3565	4135	4700	4995	5595	6050				
	30	3435	3985	4530	4995	5395	5830				
	40		3725	4235	4670	5040	5450				
	50		3725	4235	4670	5040	5450				

For the explanation of the symbols and abbreviations, see the inside of the last page.

600/70 R 34 160 D TL TraxionXXL

EAN		8714692244643				Section width		610 mm					
Nominal tyre pressure		2,4 bar				Overall diameter		1700 mm					
Tyre construction		Radial				Static loaded radius		775 mm					
Recommended rim width		DW18L				Rolling circumference		5060 mm					
Permitted rim width		W18L, DW20B				SRI		800					
						Tread depth		53 mm					
						75% of the tyre volume		460 l					
		Tyre pressure (bar)											
		0,60	0,80	1,00	1,20	1,40	1,60	1,80	2,00	2,20	2,40	2,60	2,80
		Load capacity per tyre(kg)											
Speed (km/h)	10L	3205	3635	4080	4515	4960	5315	5620	5955	6205	6420	6680	6750
	10H	2660	3085	3505	3925	4215	4455	4710	4910	5085	5175		
	25	2740	3180	3615	4045	4345	4590	4850	5060	5240	5335		
	30	2660	3085	3505	3925	4215	4455	4710	4910	5085	5175		
	40		2935	3340	3735	4015	4245	4485	4675	4845	4930		
	50		2815	3200	3585	3850	4070	4300	4485	4645	4725		
	65			3050	3410	3665	3875	4095	4270	4425	4500		
	70			2775	3105	3335	3525	3725	3885	4025	4095		

For the explanation of the symbols and abbreviations, see the inside of the last page.

TRACTOR TYRES DRIVE RADIAL

650/75 R 38 169 D TL TraxionXXL

EAN		8714692206269				Section width		695 mm					
Nominal tyre pressure		2,4 bar				Overall diameter		1935 mm					
Tyre construction		Radial				Static loaded radius		890 mm					
Recommended rim width		DW23B				Rolling circumference		5775 mm					
Permitted rim width		DW21B, DW20B				SRI		925					
						Tread depth		54 mm					
						75% of the tyre volume		705 l					
		Tyre pressure (bar)											
		0,60	0,80	1,00	1,20	1,40	1,60	1,80	2,00	2,20	2,40	2,60	2,80
		Load capacity per tyre(kg)											
Speed (km/h)	10L	4050	4600	5165	5715	6275	6720	7110	7535	7850	8125	8455	8700
	10H	3360	3900	4435	4965	5330	5605	5955	6215	6435	6670		
	25	3465	4020	4570	5115	5495	5775	6140	6405	6630	6875		
	30	3360	3900	4435	4965	5330	5605	5955	6215	6435	6670		
	40		3715	4225	4725	5075	5340	5670	5915	6125	6350		
	50		3565	4050	4535	4870	5120	5440	5675	5875	6090		
	65			3860	4315	4635	4875	5180	5405	5595	5800		
70			3510	3930	4220	4435	4715	4920	5090	5280			

For the explanation of the symbols and abbreviations, see the inside of the last page.

650/85 R 38 173 D TL TraxionXXL

EAN		8714692206221				Section width		710 mm					
Nominal tyre pressure		2,4 bar				Overall diameter		2070 mm					
Tyre construction		Radial				Static loaded radius		940 mm					
Recommended rim width		DW23B				Rolling circumference		6195 mm					
Permitted rim width		DW21B, DW20B				SRI		975					
						Tread depth		55 mm					
						75% of the tyre volume		850 l					
		Tyre pressure (bar)											
		0,60	0,80	1,00	1,20	1,40	1,60	1,80	2,00	2,20	2,40	2,60	2,80
		Load capacity per tyre(kg)											
Speed (km/h)	10L	4535	5145	5780	6395	7025	7525	7955	8435	8785	9090	9460	9750
	10H	3765	4365	4965	5555	5970	6265	6665	6955	7200	7475		
	25	3880	4500	5115	5725	6150	6460	6870	7165	7420	7705		
	30	3765	4365	4965	5555	5970	6265	6665	6955	7200	7475		
	40		4160	4730	5290	5680	5970	6350	6625	6860	7120		
	50		3990	4535	5075	5450	5725	6085	6350	6575	6825		
	65			4315	4830	5190	5450	5800	6050	6265	6500		
70			3930	4395	4720	4960	5275	5505	5700	5915			

For the explanation of the symbols and abbreviations, see the inside of the last page.

TRACTOR TYRES DRIVE RADIAL

710/70 R 38 166 D TL TraxionXXL

EAN		8714692326974				Section width		730 mm			
Nominal tyre pressure		1,6 bar				Overall diameter		1930 mm			
Tyre construction		Radial				Static loaded radius		870 mm			
Recommended rim width		DW23B				Rolling circumference		5760 mm			
Permitted rim width		DW25B				SRI		925			
						Tread depth		58 mm			
						75% of the tyre volume		755 l			
		Tyre pressure (bar)									
		0,60	0,80	1,00	1,20	1,40	1,60	1,80	2,00		
		Load capacity per tyre(kg)									
Speed (km/h)	10L	4370	4965	5570	6165	6770	7255	7670	8130		
	10H	3630	4210	4785	5355	5755	6095				
	25	3740	4340	4935	5520	5930	6280				
	30	3630	4210	4785	5355	5755	6095				
	40		4010	4560	5100	5480	5805				
	50		3845	4370	4890	5255	5565				
	65			4160	4660	5005	5300				
70			3790	4240	4555	4825					

For the explanation of the symbols and abbreviations, see the inside of the last page.

710/70 R 38 171 D TL TraxionXXL

EAN		8714692326981				Section width		730 mm					
Nominal tyre pressure		2,4 bar				Overall diameter		1930 mm					
Tyre construction		Radial				Static loaded radius		870 mm					
Recommended rim width		DW23B				Rolling circumference		5760 mm					
Permitted rim width		DW25B				SRI		925					
						Tread depth		58 mm					
						75% of the tyre volume		755 l					
		Tyre pressure (bar)											
		0,60	0,80	1,00	1,20	1,40	1,60	1,80	2,00	2,20	2,40	2,60	2,80
		Load capacity per tyre(kg)											
Speed (km/h)	10C	4955	5625	6315	6990	7675	8220	8695	9215	9600	9935	10340	10455
	10L	4370	4965	5570	6165	6770	7255	7670	8130	8470	8765	9120	9225
	10H	3630	4210	4785	5355	5755	6095	6430	6705	6945	7070		
	25	3740	4340	4935	5520	5930	6280	6625	6910	7155	7290		
	30	3630	4210	4785	5355	5755	6095	6430	6705	6945	7070		
	40		4010	4560	5100	5480	5805	6120	6385	6610	6735		
	50		3845	4370	4890	5255	5565	5870	6125	6340	6460		
	65			4160	4660	5005	5300	5590	5830	6040	6150		
	70			3790	4240	4555	4825	5085	5305	5495	5595		

For the explanation of the symbols and abbreviations, see the inside of the last page.

TRACTOR TYRES DRIVE RADIAL

710/75 R 38 174 D TL TraxionXXL

EAN		8714692291487						Section width		715 mm			
Nominal tyre pressure		2,4 bar						Overall diameter		2000 mm			
Tyre construction		Radial						Static loaded radius		910 mm			
Recommended rim width		DW23B						Rolling circumference		5950 mm			
Permitted rim width		DW25B						SRI		975			
								Tread depth		57 mm			
								75% of the tyre volume		815 l			
		Tyre pressure (bar)											
		0,60	0,80	1,00	1,20	1,40	1,60	1,80	2,00	2,20	2,40	2,60	2,80
		Load capacity per tyre(kg)											
Speed (km/h)	10C	5270	5985	6715	7435	8165	8745	9250	9805	10215	10570	11000	11390
	10L	4650	5280	5925	6560	7205	7715	8160	8650	9010	9325	9705	10050
	10H	3860	4480	5095	5700	6120	6440	6840	7135	7390	7705		
	25	3980	4615	5250	5875	6310	6635	7045	7350	7615	7940		
	30	3860	4480	5095	5700	6120	6440	6840	7135	7390	7705		
	40		4265	4850	5425	5830	6130	6510	6795	7035	7335		
	50		4090	4650	5205	5590	5880	6245	6515	6745	7035		
	65			4430	4955	5325	5600	5945	6205	6425	6700		
70			4030	4510	4845	5095	5410	5645	5845	6095			

For the explanation of the symbols and abbreviations, see the inside of the last page.

800/70 R 38 178 D TL TraxionXXL

EAN		8714692206283						Section width		825 mm			
Nominal tyre pressure		2,4 bar						Overall diameter		2065 mm			
Tyre construction		Radial						Static loaded radius		940 mm			
Recommended rim width		DW25B						Rolling circumference		6160 mm			
Permitted rim width		DW27B						SRI		975			
								Tread depth		58 mm			
								75% of the tyre volume		985 l			
		Tyre pressure (bar)											
		0,60	0,80	1,00	1,20	1,40	1,60	1,80	2,00	2,20	2,40	2,60	2,80
		Load capacity per tyre(kg)											
Speed (km/h)	10C	5975	6780	7615	8425	9255	9915	10485	11110	11575	11980	12465	12750
	10L	5275	5985	6720	7435	8165	8745	9250	9805	10215	10570	11000	11250
	10H	4375	5080	5775	6460	6940	7475	7750	8085	8375	8625		
	25	4510	5230	5950	6655	7150	7705	7990	8335	8630	8890		
	30	4375	5080	5775	6460	6940	7475	7750	8085	8375	8625		
	40		4835	5495	6150	6605	7120	7380	7700	7975	8215		
	50		4635	5270	5900	6335	6825	7080	7385	7645	7875		
	65			5020	5615	6035	6500	6740	7030	7280	7500		
70			4570	5110	5490	5915	6135	6400	6625	6825			

For the explanation of the symbols and abbreviations, see the inside of the last page.

TRACTOR TYRES DRIVE RADIAL

900/60 R 38 178 D TL TraxionXXL

EAN	8714692309755		Section width	870 mm										
Nominal tyre pressure	2,4 bar		Overall diameter	2040 mm										
Tyre construction	Radial		Static loaded radius	925 mm										
Recommended rim width	DW27B		Rolling circumference	6100 mm										
Permitted rim width	DW28B, DW30B		SRI	975										
			Tread depth	60 mm										
			75% of the tyre volume	1050 l										
			Tyre pressure (bar)											
			0,60	0,80	1,00	1,20	1,40	1,60	1,80	2,00	2,20	2,40	2,60	2,80
			Load capacity per tyre(kg)											
Speed (km/h)	10C	5930	6725	7545	8350	9170	9810	10355	10990	11460	11995	12525	12750	
	10L	5230	5935	6660	7370	8090	8655	9135	9695	10115	10580	11050	11250	
	10H	4340	5035	5720	6310	6810	7245	7690	8070	8415	8625			
	25	4470	5185	5895	6500	7020	7465	7925	8320	8670	8890			
	30	4340	5035	5720	6310	6810	7245	7690	8070	8415	8625			
	40		4795	5445	6010	6485	6900	7325	7685	8010	8215			
	50		4595	5225	5760	6220	6615	7025	7370	7680	7875			
	65			4975	5485	5920	6300	6690	7020	7315	7500			
	70			4525	4995	5390	5735	6085	6390	6655	6825			

For the explanation of the symbols and abbreviations, see the inside of the last page.

710/70 R 42 173 D TL TraxionXXL

EAN	8714692326998		Section width	730 mm										
Nominal tyre pressure	2,4 bar		Overall diameter	2060 mm										
Tyre construction	Radial		Static loaded radius	940 mm										
Recommended rim width	DW23B		Rolling circumference	6140 mm										
Permitted rim width	DW25B		SRI	975										
			Tread depth	58 mm										
			75% of the tyre volume	825 l										
			Tyre pressure (bar)											
			0,60	0,80	1,00	1,20	1,40	1,60	1,80	2,00	2,20	2,40	2,60	2,80
			Load capacity per tyre(kg)											
Speed (km/h)	10C	5180	5880	6605	7310	8025	8595	9090	9635	10040	10390	10810	11050	
	10L	4575	5190	5825	6450	7080	7585	8020	8500	8860	9165	9540	9750	
	10H	3795	4405	5005	5600	6015	6440	6720	7015	7260	7475			
	25	3910	4540	5160	5775	6200	6635	6925	7225	7485	7705			
	30	3795	4405	5005	5600	6015	6440	6720	7015	7260	7475			
	40		4195	4765	5335	5730	6130	6400	6680	6915	7120			
	50		4020	4570	5115	5495	5880	6140	6405	6630	6825			
	65			4355	4870	5230	5600	5845	6100	6315	6500			
	70			3960	4435	4760	5095	5320	5550	5745	5915			

For the explanation of the symbols and abbreviations, see the inside of the last page.

TRACTOR TYRES DRIVE RADIAL

710/75 R 42 175 D TL TraxionXXL

EAN		8714692244520						Section width		735 mm			
Nominal tyre pressure		2,4 bar						Overall diameter		2150 mm			
Tyre construction		Radial						Static loaded radius		980 mm			
Recommended rim width		DW23B						Rolling circumference		6395 mm			
Permitted rim width		DW25B						SRI		1025			
								Tread depth		58 mm			
								75% of the tyre volume		910 l			
		Tyre pressure (bar)											
		0,60	0,80	1,00	1,20	1,40	1,60	1,80	2,00	2,20	2,40	2,60	2,80
		Load capacity per tyre(kg)											
Speed (km/h)	10C	5510	6250	7020	7765	8530	9135	9660	10240	10670	11045	11490	11730
	10L	4860	5515	6190	6855	7525	8060	8525	9035	9415	9745	10140	
	10H	4035	4680	5320	5955	6395	6900	7145	7455	7720	7935		
	25	4155	4825	5485	6135	6590	7110	7360	7680	7955	8175		
	30	4035	4680	5320	5955	6395	6900	7145	7455	7720	7935		
	40		4455	5065	5670	6090	6570	6805	7095	7350	7555		
	50		4275	4860	5435	5840	6300	6525	6805	7045	7245		
	65			4625	5180	5560	6000	6215	6480	6710	6900		
70			4210	4710	5060	5460	5655	5900	6110	6280			

For the explanation of the symbols and abbreviations, see the inside of the last page.

TRACTOR TYRES DRIVE RADIAL



TRACTOR TYRES DRIVE RADIAL



TRAXION 65

HIGHEST PRODUCTIVITY FOR
MODERN HIGH-TECH TRACTORS

FEATURES

Traxion concept with unique tread compound and high rubber content in the center

Traction zone: transverse and non-parallel lugs on the outside of the tread

Comfort zone: extra-large contact area in the center for continuous road contact

BENEFITS

30% longer lifespan*

Highest traction & excellent self-cleaning on all soil types






29% lower 'in cabin' noise**

* Compared with premium competitors according to Vredestein R&D test programmes.

** Compared with premium competitors on a ISO certified (ISO10844:2014) RDW test track at 40km/h, according to Vredestein R&D test programmes.



TRAXION 65

Ø	Tyre size	Service description	Nominal inflation pressure (bar)		 mm	 mm	 mm	 mm	Pag.
16	320/65 R 16	117 D	2,4	W10	320	825	370	2455	44
18	320/65 R 18	119 D	2,4	W9	310	875	390	2605	44
	340/65 R 18	122 D	2,4	W9	320	905	415	2700	45
20	420/65 R 20	135 D	2,4	W13	415	1055	480	3165	45
24	440/65 R 24	128 D	1,6	DW14L	440	1185	540	3545	46
	480/65 R 24	133 D	1,6	DW15L	485	1250	570	3735	46
	540/65 R 24	140 D	1,6	DW16L	540	1315	590	3920	47
28	440/65 R 28	131 D	1,6	DW14L	440	1290	590	3870	47
	480/65 R 28	136 D	1,6	DW15L	485	1350	610	4015	48
	540/65 R 28	142 D	1,6	DW16L	540	1410	635	4210	48
30	540/65 R 30	143 D	1,6	DW16L	540	1460	660	4380	49
	540/65 R 30	150 D	2,4	DW16L	540	1460	660	4380	49
34	540/65 R 34	145 D	1,6	DW16L	540	1575	715	4695	50
	540/65 R 34	152 D	2,4	DW16L	540	1575	715	4695	50
	600/65 R 34	151 D	1,6	DW18L	595	1640	740	4905	51
38	540/65 R 38	147 D	1,6	DW16L	545	1685	770	5020	51
	600/65 R 38	153 D	1,6	DW18L	595	1750	790	5210	52
	650/65 R 38	157 D	1,6	DW20B	650	1840	830	5480	52
42	650/65 R 42	158 D	1,6	DW20B	650	1925	880	5740	53

For the explanation of the symbols and abbreviations, see the inside of the last page.

TRACTOR TYRES DRIVE RADIAL

320/65 R 16 117 D TL Traxion 65													
EAN		8714692344688						Section width		320 mm			
Nominal tyre pressure		2,4 bar						Overall diameter		825 mm			
Tyre construction		Radial						Static loaded radius		370 mm			
Recommended rim width		W10						Rolling circumference		2455 mm			
Permitted rim width		W9, W11						SRI		390			
								Tread depth		31 mm			
								75% of the tyre volume		50 l			
		Tyre pressure (bar)											
		0,60	0,80	1,00	1,20	1,40	1,60	1,80	2,00	2,20	2,40	2,60	2,80
		Load capacity per tyre(kg)											
Speed (km/h)	10L	805	915	1030	1140	1250	1340	1415	1515	1640	1755	1855	1930
	10H	670	775	885	990	1060	1120	1230	1330	1415	1480		
	25	690	800	910	1020	1095	1155	1265	1375	1460	1525		
	30	670	775	885	990	1060	1120	1230	1330	1415	1480		
	40		740	840	940	1010	1070	1170	1270	1345	1405		
	50		710	805	900	970	1025	1125	1215	1290	1350		
	65			770	860	925	975	1070	1160	1230	1285		
70			700	780	840	885	975	1055	1120	1170			

For the explanation of the symbols and abbreviations, see the inside of the last page.

320/65 R 18 119 D TL Traxion 65													
EAN		8714692344695						Section width		310 mm			
Nominal tyre pressure		2,4 bar						Overall diameter		875 mm			
Tyre construction		Radial						Static loaded radius		390 mm			
Recommended rim width		W9						Rolling circumference		2605 mm			
Permitted rim width		W10, W11						SRI		425			
								Tread depth		31 mm			
								75% of the tyre volume		53 l			
		Tyre pressure (bar)											
		0,60	0,80	1,00	1,20	1,40	1,60	1,80	2,00	2,20	2,40	2,60	2,80
		Load capacity per tyre(kg)											
Speed (km/h)	10L	850	965	1085	1200	1320	1410	1490	1600	1725	1850	1955	2040
	10H	705	820	930	1040	1120	1185	1295	1405	1490	1565		
	25	725	845	960	1075	1155	1220	1335	1450	1535	1610		
	30	705	820	930	1040	1120	1185	1295	1405	1490	1565		
	40		780	885	990	1065	1130	1235	1340	1420	1490		
	50		750	850	950	1020	1080	1185	1285	1360	1430		
	65			810	905	975	1030	1130	1220	1295	1360		
70			735	825	885	935	1025	1110	1180	1240			

For the explanation of the symbols and abbreviations, see the inside of the last page.

TRACTOR TYRES DRIVE RADIAL

340/65 R 18 122 D TL Traxion 65

EAN	8714692344732		Section width	320 mm										
Nominal tyre pressure	2,4 bar		Overall diameter	905 mm										
Tyre construction	Radial		Static loaded radius	415 mm										
Recommended rim width	W9		Rolling circumference	2700 mm										
Permitted rim width	W10, W11		SRI	425										
			Tread depth	33 mm										
			75% of the tyre volume	61 l										
			Tyre pressure (bar)											
			0,60	0,80	1,00	1,20	1,40	1,60	1,80	2,00	2,20	2,40	2,60	2,80
			Load capacity per tyre(kg)											
Speed (km/h)	10L	935	1060	1190	1315	1445	1550	1640	1755	1895	2035	2145	2250	
	10H	775	900	1025	1145	1230	1325	1425	1545	1640	1725			
	25	800	925	1055	1180	1265	1365	1470	1590	1690	1780			
	30	775	900	1025	1145	1230	1325	1425	1545	1640	1725			
	40		855	975	1090	1170	1260	1355	1470	1560	1645			
	50		820	935	1045	1120	1210	1300	1410	1495	1575			
	65			890	995	1070	1150	1240	1340	1425	1500			
	70			810	905	975	1045	1125	1220	1295	1365			

For the explanation of the symbols and abbreviations, see the inside of the last page.

420/65 R 20 135 D TL Traxion 65

EAN	8714692344794		Section width	415 mm										
Nominal tyre pressure	2,4 bar		Overall diameter	1055 mm										
Tyre construction	Radial		Static loaded radius	480 mm										
Recommended rim width	W13		Rolling circumference	3165 mm										
Permitted rim width	W11, W12		SRI	500										
			Tread depth	36 mm										
			75% of the tyre volume	116 l										
			Tyre pressure (bar)											
			0,60	0,80	1,00	1,20	1,40	1,60	1,80	2,00	2,20	2,40	2,60	2,80
			Load capacity per tyre(kg)											
Speed (km/h)	10L	1360	1545	1735	1920	2105	2255	2385	2560	2760	2960	3125	3270	
	10H	1130	1310	1490	1665	1790	1895	2075	2245	2385	2505			
	25	1165	1350	1535	1715	1845	1955	2135	2315	2460	2585			
	30	1130	1310	1490	1665	1790	1895	2075	2245	2385	2505			
	40		1245	1420	1585	1705	1805	1975	2140	2270	2385			
	50		1195	1360	1520	1635	1735	1895	2050	2180	2290			
	65			1295	1450	1555	1650	1805	1955	2075	2180			
	70			1180	1320	1415	1500	1640	1780	1885	1985			

For the explanation of the symbols and abbreviations, see the inside of the last page.

TRACTOR TYRES DRIVE RADIAL

440/65 R 24 128 D TL Traxion 65									
EAN		8714692360466			Section width			440 mm	
Nominal tyre pressure		1,6 bar			Overall diameter			1185 mm	
Tyre construction		Radial			Static loaded radius			540 mm	
Recommended rim width		DW14L			Rolling circumference			3545 mm	
Permitted rim width		W/DW13(L), W14L,			SRI			575	
		W/DW15L			Tread depth			40 mm	
EAN Tube		8714692239748			75% of the tyre volume			155 l	
		Tyre pressure (bar)							
		0,60	0,80	1,00	1,20	1,40	1,60	1,80	2,00
		Load capacity per tyre(kg)							
Speed (km/h)	10L	1505	1705	1915	2120	2325	2490	2625	2785
	10H	1245	1445	1645	1815	1955	2070		
	25	1285	1490	1695	1870	2015	2135		
	30	1245	1445	1645	1815	1955	2070		
	40		1375	1565	1725	1865	1970		
	50		1320	1500	1655	1785	1890		
	65			1430	1575	1700	1800		
	70			1300	1435	1550	1640		

For the explanation of the symbols and abbreviations, see the inside of the last page.

480/65 R 24 133 D TL Traxion 65									
EAN		8714692360473			Section width			485 mm	
Nominal tyre pressure		1,6 bar			Overall diameter			1250 mm	
Tyre construction		Radial			Static loaded radius			570 mm	
Recommended rim width		DW15L			Rolling circumference			3735 mm	
Permitted rim width		W/DW14, W15L			SRI			600	
					Tread depth			42 mm	
EAN Tube		8714692239755			75% of the tyre volume			200 l	
		Tyre pressure (bar)							
		0,60	0,80	1,00	1,20	1,40	1,60	1,80	2,00
		Load capacity per tyre(kg)							
Speed (km/h)	10L	1720	1950	2190	2425	2660	2850	3005	3190
	10H	1425	1655	1880	2075	2240	2370		
	25	1470	1705	1940	2140	2310	2440		
	30	1425	1655	1880	2075	2240	2370		
	40		1575	1790	1975	2135	2255		
	50		1510	1720	1895	2045	2165		
	65			1635	1805	1950	2060		
	70			1490	1640	1775	1875		

For the explanation of the symbols and abbreviations, see the inside of the last page.

TRACTOR TYRES DRIVE RADIAL

540/65 R 24 140 D TL Traxion 65

EAN		8714692360480				Section width		540 mm	
Nominal tyre pressure		1,6 bar				Overall diameter		1315 mm	
Tyre construction		Radial				Static loaded radius		590 mm	
Recommended rim width		DW16L				Rolling circumference		3920 mm	
Permitted rim width		W/DW15L, W16L, W/DW18L				SRI		625	
						Tread depth		46 mm	
						75% of the tyre volume		260 l	
		Tyre pressure (bar)							
		0,60	0,80	1,00	1,20	1,40	1,60	1,80	2,00
		Load capacity per tyre(kg)							
Speed (km/h)	10L	2070	2350	2635	2915	3200	3425	3615	3835
	10H	1715	1990	2265	2495	2695	2875		
	25	1770	2050	2330	2575	2775	2965		
	30	1715	1990	2265	2495	2695	2875		
	40		1895	2155	2375	2565	2740		
	50		1820	2065	2280	2460	2625		
	65			1970	2170	2345	2500		
	70			1790	1975	2130	2275		

For the explanation of the symbols and abbreviations, see the inside of the last page.

440/65 R 28 131 D TL Traxion 65

EAN		8714692360497				Section width		440 mm	
Nominal tyre pressure		1,6 bar				Overall diameter		1290 mm	
Tyre construction		Radial				Static loaded radius		590 mm	
Recommended rim width		DW14L				Rolling circumference		3870 mm	
Permitted rim width		W13, W14L, W/DW15L				SRI		625	
						Tread depth		40 mm	
						75% of the tyre volume		180 l	
		Tyre pressure (bar)							
		0,60	0,80	1,00	1,20	1,40	1,60	1,80	2,00
		Load capacity per tyre(kg)							
Speed (km/h)	10L	1615	1830	2055	2275	2500	2675	2820	2995
	10H	1340	1555	1765	1950	2105	2245		
	25	1380	1600	1820	2005	2165	2310		
	30	1340	1555	1765	1950	2105	2245		
	40		1480	1680	1855	2000	2135		
	50		1420	1615	1780	1920	2050		
	65			1535	1695	1830	1950		
	70			1400	1540	1665	1775		

For the explanation of the symbols and abbreviations, see the inside of the last page.

TRACTOR TYRES DRIVE RADIAL

480/65 R 28 136 D TL Traxion 65										
EAN		8714692360503				Section width		485 mm		
Nominal tyre pressure		1,6 bar				Overall diameter		1350 mm		
Tyre construction		Radial				Static loaded radius		610 mm		
Recommended rim width		DW15L				Rolling circumference		4015 mm		
Permitted rim width		W/DW14, W15L				SRI		650		
EAN Tube		8714692239793				Tread depth		42 mm		
						75% of the tyre volume		225 l		
		Tyre pressure (bar)								
		0,60	0,80	1,00	1,20	1,40	1,60	1,80	2,00	
		Load capacity per tyre(kg)								
Speed (km/h)	10L	1845	2095	2350	2600	2855	3055	3225	3420	
	10H	1530	1775	2020	2225	2400	2575			
	25	1575	1830	2080	2295	2475	2655			
	30	1530	1775	2020	2225	2400	2575			
	40		1690	1920	2120	2285	2455			
	50		1620	1840	2030	2195	2350			
	65			1755	1935	2090	2240			
	70			1595	1760	1900	2040			

For the explanation of the symbols and abbreviations, see the inside of the last page.

540/65 R 28 142 D TL Traxion 65										
EAN		8714692360510				Section width		540 mm		
Nominal tyre pressure		1,6 bar				Overall diameter		1410 mm		
Tyre construction		Radial				Static loaded radius		635 mm		
Recommended rim width		DW16L				Rolling circumference		4210 mm		
Permitted rim width		W/DW15L#, W16L, W/DW18L				SRI		675		
EAN Tube		8714692239809				Tread depth		46 mm		
						75% of the tyre volume		285 l		
		Tyre pressure (bar)								
		0,60	0,80	1,00	1,20	1,40	1,60	1,80	2,00	
		Load capacity per tyre(kg)								
Speed (km/h)	10L	2215	2510	2820	3120	3425	3665	3865	4105	
	10H	1835	2130	2420	2670	2880	3045			
	25	1890	2195	2495	2750	2970	3140			
	30	1835	2130	2420	2670	2880	3045			
	40		2030	2305	2540	2745	2900			
	50		1945	2210	2440	2630	2785			
	65			2105	2320	2505	2650			
	70			1915	2115	2280	2410			

For the explanation of the symbols and abbreviations, see the inside of the last page.

TRACTOR TYRES DRIVE RADIAL

540/65 R 30 143 D TL Traxion 65

EAN	8714692360527	Section width	540 mm						
Nominal tyre pressure	1,6 bar	Overall diameter	1460 mm						
Tyre construction	Radial	Static loaded radius	660 mm						
Recommended rim width	DW16L	Rolling circumference	4380 mm						
Permitted rim width	W/DW15L*, W16L,	SRI	700						
	W/DW18L	Tread depth	46 mm						
EAN Tube	8714692331381	75% of the tyre volume	305 l						
		Tyre pressure (bar)							
		0,60	0,80	1,00	1,20	1,40	1,60	1,80	2,00
		Load capacity per tyre(kg)							
Speed (km/h)	10L	2285	2590	2905	3215	3530	3780	3990	4235
	10H	1895	2195	2495	2755	2975	3135		
	25	1950	2265	2575	2840	3065	3230		
	30	1895	2195	2495	2755	2975	3135		
	40		2090	2380	2620	2830	2985		
	50		2005	2280	2515	2715	2860		
	65			2170	2395	2585	2725		
	70			1975	2180	2350	2480		

For the explanation of the symbols and abbreviations, see the inside of the last page.

540/65 R 30 150 D TL Traxion 65

EAN	8714692360534	Section width	540 mm										
Nominal tyre pressure	2,4 bar	Overall diameter	1460 mm										
Tyre construction	Radial	Static loaded radius	660 mm										
Recommended rim width	DW16L	Rolling circumference	4380 mm										
Permitted rim width	W/DW15L*, W16L,	SRI	700										
	W/DW18L	Tread depth	46 mm										
EAN Tube	8714692331381	75% of the tyre volume	305 l										
		Tyre pressure (bar)											
		0,60	0,80	1,00	1,20	1,40	1,60	1,80	2,00	2,20	2,40	2,60	2,80
		Load capacity per tyre(kg)											
Speed (km/h)	10L	2285	2590	2905	3215	3530	3780	3990	4235	4415	4620	4825	5025
	10H	1895	2195	2495	2755	2975	3135	3355	3525	3670	3850		
	25	1950	2265	2575	2840	3065	3230	3460	3630	3785	3970		
	30	1895	2195	2495	2755	2975	3135	3355	3525	3670	3850		
	40		2090	2380	2620	2830	2985	3195	3355	3495	3670		
	50		2005	2280	2515	2715	2860	3065	3215	3355	3520		
	65			2170	2395	2585	2725	2920	3065	3195	3350		
	70			1975	2180	2350	2480	2655	2790	2905	3050		

For the explanation of the symbols and abbreviations, see the inside of the last page.

TRACTOR TYRES DRIVE RADIAL

540/65 R 34 145 D TL Traxion 65											
EAN		8714692360541				Section width		540 mm			
Nominal tyre pressure		1,6 bar				Overall diameter		1575 mm			
Tyre construction		Radial				Static loaded radius		715 mm			
Recommended rim width		DW16L				Rolling circumference		4695 mm			
Permitted rim width		W/DW15L#, W16L, W/DW18L				SRI		750			
						Tread depth		46 mm			
						75% of the tyre volume		330 l			
		Tyre pressure (bar)									
		0,60	0,80	1,00	1,20	1,40	1,60	1,80	2,00		
		Load capacity per tyre(kg)									
Speed (km/h)	10L	2420	2745	3080	3410	3745	4005	4225	4485		
	10H	2005	2330	2645	2920	3150	3335				
	25	2070	2400	2725	3010	3245	3435				
	30	2005	2330	2645	2920	3150	3335				
	40		2220	2520	2780	3000	3175				
	50		2125	2415	2665	2875	3045				
	65			2300	2540	2740	2900				
70			2095	2310	2495	2640					

For the explanation of the symbols and abbreviations, see the inside of the last page.

540/65 R 34 152 D TL Traxion 65													
EAN		8714692360558						Section width		540 mm			
Nominal tyre pressure		2,4 bar						Overall diameter		1575 mm			
Tyre construction		Radial						Static loaded radius		715 mm			
Recommended rim width		DW16L						Rolling circumference		4695 mm			
Permitted rim width		W/DW15L#, W16L, W/DW18L						SRI		750			
								Tread depth		46 mm			
								75% of the tyre volume		330 l			
		Tyre pressure (bar)											
		0,60	0,80	1,00	1,20	1,40	1,60	1,80	2,00	2,20	2,40	2,60	2,80
		Load capacity per tyre(kg)											
Speed (km/h)	10L	2420	2745	3080	3410	3745	4005	4225	4485	4680	4895	5115	5325
	10H	2005	2330	2645	2920	3150	3335	3560	3735	3890	4080		
	25	2070	2400	2725	3010	3245	3435	3665	3850	4010	4205		
	30	2005	2330	2645	2920	3150	3335	3560	3735	3890	4080		
	40		2220	2520	2780	3000	3175	3390	3555	3705	3885		
	50		2125	2415	2665	2875	3045	3250	3410	3555	3730		
	65			2300	2540	2740	2900	3095	3250	3385	3550		
70			2095	2310	2495	2640	2815	2955	3080	3230			

For the explanation of the symbols and abbreviations, see the inside of the last page.

TRACTOR TYRES DRIVE RADIAL

600/65 R 34 151 D TL Traxion 65

EAN	8714692360565		Section width	595 mm					
Nominal tyre pressure	1,6 bar		Overall diameter	1640 mm					
Tyre construction	Radial		Static loaded radius	740 mm					
Recommended rim width	DW18L		Rolling circumference	4905 mm					
Permitted rim width	W18L, DW20B		SRI	775					
EAN Tube	8714692331411		Tread depth	53 mm					
			75% of the tyre volume	425 l					
		Tyre pressure (bar)							
		0,60	0,80	1,00	1,20	1,40	1,60	1,80	2,00
		Load capacity per tyre(kg)							
Speed (km/h)	10L	2845	3225	3620	4005	4400	4710	4970	5275
	10H	2360	2735	3110	3430	3705	3965		
	25	2430	2820	3205	3535	3815	4090		
	30	2360	2735	3110	3430	3705	3965		
	40		2605	2960	3265	3525	3780		
	50		2500	2840	3135	3380	3625		
	65			2705	2985	3220	3450		
70			2460	2715	2930	3140			

For the explanation of the symbols and abbreviations, see the inside of the last page.

540/65 R 38 147 D TL Traxion 65

EAN	8714692360572		Section width	545 mm					
Nominal tyre pressure	1,6 bar		Overall diameter	1685 mm					
Tyre construction	Radial		Static loaded radius	770 mm					
Recommended rim width	DW16L		Rolling circumference	5020 mm					
Permitted rim width	W16L, W/DW18L		SRI	800					
EAN Tube	8714692331459		Tread depth	46 mm					
			75% of the tyre volume	365 l					
		Tyre pressure (bar)							
		0,60	0,80	1,00	1,20	1,40	1,60	1,80	2,00
		Load capacity per tyre(kg)							
Speed (km/h)	10L	2555	2895	3250	3595	3950	4225	4460	4735
	10H	2120	2455	2790	3080	3325	3535		
	25	2180	2530	2875	3175	3425	3645		
	30	2120	2455	2790	3080	3325	3535		
	40		2340	2660	2935	3165	3365		
	50		2245	2550	2810	3035	3230		
	65			2430	2680	2890	3075		
70			2210	2435	2630	2800			

For the explanation of the symbols and abbreviations, see the inside of the last page.

TRACTOR TYRES DRIVE RADIAL

600/65 R 38 153 D TL Traxion 65										
EAN		8714692360589				Section width		595 mm		
Nominal tyre pressure		1,6 bar				Overall diameter		1750 mm		
Tyre construction		Radial				Static loaded radius		790 mm		
Recommended rim width		DW18L				Rolling circumference		5210 mm		
Permitted rim width		W18L, DW20B				SRI		825		
EAN Tube		8714692331466				Tread depth		53 mm		
						75% of the tyre volume		455 l		
		Tyre pressure (bar)								
		0,60	0,80	1,00	1,20	1,40	1,60	1,80	2,00	
		Load capacity per tyre(kg)								
Speed (km/h)	10L	2995	3400	3815	4220	4635	4960	5235	5555	
	10H	2485	2885	3275	3615	3900	4200			
	25	2560	2970	3375	3725	4020	4325			
	30	2485	2885	3275	3615	3900	4200			
	40		2745	3120	3440	3715	3995			
	50		2635	2990	3300	3560	3835			
	65			2850	3145	3390	3650			
70			2595	2860	3085	3320				

For the explanation of the symbols and abbreviations, see the inside of the last page.

650/65 R 38 157 D TL Traxion 65										
EAN		8714692360596				Section width		650 mm		
Nominal tyre pressure		1,6 bar				Overall diameter		1840 mm		
Tyre construction		Radial				Static loaded radius		830 mm		
Recommended rim width		DW20B				Rolling circumference		5480 mm		
Permitted rim width		W/DW18L#				SRI		875		
EAN Tube		8714692331473				Tread depth		55 mm		
						75% of the tyre volume		575 l		
		Tyre pressure (bar)								
		0,60	0,80	1,00	1,20	1,40	1,60	1,80	2,00	
		Load capacity per tyre(kg)								
Speed (km/h)	10L	3385	3840	4310	4770	5240	5605	5915	6280	
	10H	2810	3260	3705	4085	4410	4745			
	25	2895	3360	3815	4210	4545	4890			
	30	2810	3260	3705	4085	4410	4745			
	40		3105	3525	3890	4200	4515			
	50		2975	3380	3730	4025	4330			
	65			3220	3550	3835	4125			
70			2930	3235	3490	3755				

For the explanation of the symbols and abbreviations, see the inside of the last page.

TRACTOR TYRES DRIVE RADIAL

650/65 R 42 158 D TL Traxion 65

EAN	8714692360602		Section width	650 mm						
Nominal tyre pressure	1,6 bar		Overall diameter	1925 mm						
Tyre construction	Radial		Static loaded radius	880 mm						
Recommended rim width	DW20B		Rolling circumference	5740 mm						
Permitted rim width	W/DW18L*		SRI	925						
			Tread depth	55 mm						
			75% of the tyre volume	620 l						
			Tyre pressure (bar)							
			0,60	0,80	1,00	1,20	1,40	1,60	1,80	2,00
			Load capacity per tyre(kg)							
Speed (km/h)	10L	3550	4025	4520	5000	5490	5875	6200	6580	
	10H	2945	3415	3885	4280	4620	4890			
	25	3035	3520	4000	4415	4765	5035			
	30	2945	3415	3885	4280	4620	4890			
	40		3255	3695	4075	4400	4655			
	50		3120	3545	3910	4220	4465			
	65			3375	3725	4020	4250			
	70			3070	3390	3655	3870			

For the explanation of the symbols and abbreviations, see the inside of the last page.

TRACTOR TYRES DRIVE RADIAL



TRAXION 70

HIGHEST PRODUCTIVITY FOR
MODERN HIGH-TECH TRACTORS

FEATURES

Extra-large contact area in the centre

Widely spaced cleats in the shoulder

Genuine tread width

BENEFITS

Longest lifespan






Excellent self-cleaning, highest traction

Large footprint, maximum traction



TRAXION 70



Ø	Tyre size	Service description	Nominal inflation pressure (bar)						Pag.
16	240/70 R 16	104 D	2,4	W8	245	735	335	2190	56
	260/70 R 16	109 D	2,4	W8	260	765	345	2280	56
	280/70 R 16	112 D	2,4	W9	280	800	365	2390	57
18	280/70 R 18	114 D	2,4	W9	275	850	385	2540	57
20	260/70 R 20	113 D	2,4	W8	265	880	390	2620	58
	280/70 R 20	116 D	2,4	W9	280	910	415	2715	58
	300/70 R 20	120 D	2,4	W9	295	945	439	2815	59
	320/70 R 20	123 D	2,4	W10	320	985	450	2935	59
	360/70 R 20	129 D	2,4	W11	360	1045	479	3115	60
	380/70 R 20	132 D	2,4	W12	390	1070	490	3190	60
24	320/70 R 24	116 D	1,6	W10	325	1100	505	3245	61
	360/70 R 24	122 D	1,6	W11	360	1150	525	3395	61
	380/70 R 24	125 D	1,6	W12	385	1185	540	3495	62
	420/70 R 24	130 D	1,6	W13	430	1240	560	3675	62
	480/70 R 24	138 D	1,6	DW15L	490	1305	585	3850	63
28	380/70 R 28	127 D	1,6	W12	390	1290	590	3825	63
	420/70 R 28	133 D	1,6	W13	430	1345	615	3975	64
	480/70 R 28	140 D	1,6	DW15L	495	1405	635	4155	64
30	480/70 R 30	141 D	1,6	DW15L	490	1470	665	4370	65
34	480/70 R 34	143 D	1,6	DW15L	485	1575	715	4645	65
	520/70 R 34	148 D	1,6	DW16L	525	1640	740	4840	66
38	480/70 R 38	145 D	1,6	DW15L	485	1685	765	5015	66
	520/70 R 38	150 D	1,6	DW16L	540	1750	790	5165	67
	580/70 R 38	155 D	1,6	DW18L	595	1825	820	5385	67
42	620/70 R 42	166 D	2,4	DW20B	625	1930	885	5750	68

For the explanation of the symbols and abbreviations, see the inside of the last page.

TRACTOR TYRES DRIVE RADIAL

240/70 R 16 104 D TL Traxion 70													
EAN		8714692344602					Section width			245 mm			
Nominal tyre pressure		2,4 bar					Overall diameter			735 mm			
Tyre construction		Radial					Static loaded radius			335 mm			
Recommended rim width		W8					Rolling circumference			2190 mm			
Permitted rim width		W8L, W9					SRI			350			
							Tread depth			29 mm			
							75% of the tyre volume			26 l			
		Tyre pressure (bar)											
		0,60	0,80	1,00	1,20	1,40	1,60	1,80	2,00	2,20	2,40	2,60	2,80
		Load capacity per tyre(kg)											
Speed (km/h)	10L	550	625	705	780	855	915	970	1025	1120	1200	1270	1350
	10H	460	530	605	675	725	770	840	910	970	1035		
	25	470	550	625	695	750	795	870	940	1000	1065		
	30	460	530	605	675	725	770	840	910	970	1035		
	40		505	575	645	690	735	800	870	920	985		
	50		485	550	620	665	705	770	835	885	945		
	65			525	590	630	670	730	795	840	900		
70			480	535	575	610	665	720	765	820			

For the explanation of the symbols and abbreviations, see the inside of the last page.

260/70 R 16 109 D TL Traxion 70													
EAN		8714692344619					Section width			260 mm			
Nominal tyre pressure		2,4 bar					Overall diameter			765 mm			
Tyre construction		Radial					Static loaded radius			345 mm			
Recommended rim width		W8					Rolling circumference			2280 mm			
Permitted rim width		W8L, W9					SRI			370			
							Tread depth			31 mm			
							75% of the tyre volume			31 l			
		Tyre pressure (bar)											
		0,60	0,80	1,00	1,20	1,40	1,60	1,80	2,00	2,20	2,40	2,60	2,80
		Load capacity per tyre(kg)											
Speed (km/h)	10L	630	715	805	890	980	1050	1110	1175	1285	1375	1450	1545
	10H	525	610	690	775	830	890	965	1045	1110	1185		
	25	540	625	715	800	855	920	995	1075	1140	1220		
	30	525	610	690	775	830	890	965	1045	1110	1185		
	40		580	660	735	790	850	915	995	1055	1130		
	50		555	630	705	760	815	880	955	1010	1080		
	65			600	675	725	775	840	905	965	1030		
70			545	610	660	705	760	825	875	935			

For the explanation of the symbols and abbreviations, see the inside of the last page.

TRACTOR TYRES DRIVE RADIAL

280/70 R 16 112 D TL Traxion 70

EAN	8714692344633		Section width	280 mm										
Nominal tyre pressure	2,4 bar		Overall diameter	800 mm										
Tyre construction	Radial		Static loaded radius	365 mm										
Recommended rim width	W9		Rolling circumference	2390 mm										
Permitted rim width	W8, W8L, W10		SRI	390										
			Tread depth	33 mm										
			75% of the tyre volume	39 l										
			Tyre pressure (bar)											
			0,60	0,80	1,00	1,20	1,40	1,60	1,80	2,00	2,20	2,40	2,60	2,80
			Load capacity per tyre(kg)											
Speed (km/h)	10L	700	795	890	985	1085	1160	1230	1300	1420	1525	1610	1680	
	10H	580	675	765	860	920	975	1065	1155	1225	1290			
	25	600	695	790	885	950	1005	1100	1190	1265	1325			
	30	580	675	765	860	920	975	1065	1155	1225	1290			
	40		640	730	815	875	930	1015	1100	1170	1225			
	50		615	700	785	840	895	975	1055	1120	1175			
	65			665	745	800	850	930	1005	1065	1120			
	70			605	680	730	775	845	915	970	1020			

For the explanation of the symbols and abbreviations, see the inside of the last page.

280/70 R 18 114 D TL Traxion 70

EAN	8714692344640		Section width	275 mm										
Nominal tyre pressure	2,4 bar		Overall diameter	850 mm										
Tyre construction	Radial		Static loaded radius	385 mm										
Recommended rim width	W9		Rolling circumference	2540 mm										
Permitted rim width	W8, W8L, W10		SRI	410										
			Tread depth	33 mm										
			75% of the tyre volume	42 l										
			Tyre pressure (bar)											
			0,60	0,80	1,00	1,20	1,40	1,60	1,80	2,00	2,20	2,40	2,60	2,80
			Load capacity per tyre(kg)											
Speed (km/h)	10L	740	840	940	1040	1145	1225	1295	1375	1500	1610	1695	1770	
	10H	615	710	810	905	970	1035	1125	1220	1295	1355			
	25	630	735	835	935	1000	1065	1160	1260	1335	1400			
	30	615	710	810	905	970	1035	1125	1220	1295	1355			
	40		680	770	860	925	985	1075	1160	1235	1290			
	50		650	740	825	890	945	1030	1115	1185	1240			
	65			705	785	845	900	980	1060	1125	1180			
	70			640	715	770	820	890	965	1025	1075			

For the explanation of the symbols and abbreviations, see the inside of the last page.

TRACTOR TYRES DRIVE RADIAL

260/70 R 20 113 D TL Traxion 70														
EAN		8714692344626						Section width		265 mm				
Nominal tyre pressure		2,4 bar						Overall diameter		880 mm				
Tyre construction		Radial						Static loaded radius		390 mm				
Recommended rim width		W8						Rolling circumference		2620 mm				
Permitted rim width		W9						SRI		425				
								Tread depth		31 mm				
								75% of the tyre volume		38 l				
		Tyre pressure (bar)												
		0,60	0,80	1,00	1,20	1,40	1,60	1,80	2,00	2,20	2,40	2,60	2,80	
		Load capacity per tyre(kg)												
Speed (km/h)	10L	705	800	900	995	1095	1170	1240	1315	1435	1540	1620	1725	
	10H	585	680	775	865	930	975	1075	1165	1240	1325			
	25	605	700	795	890	960	1005	1110	1200	1275	1365			
	30	585	680	775	865	930	975	1075	1165	1240	1325			
	40		650	735	825	885	930	1025	1110	1180	1260			
	50		620	705	790	850	895	985	1065	1130	1210			
	65			675	755	810	850	935	1015	1075	1150			
70			610	685	735	775	850	925	980	1045				

For the explanation of the symbols and abbreviations, see the inside of the last page.

280/70 R 20 116 D TL Traxion 70														
EAN		8714692344657						Section width		280 mm				
Nominal tyre pressure		2,4 bar						Overall diameter		910 mm				
Tyre construction		Radial						Static loaded radius		415 mm				
Recommended rim width		W9						Rolling circumference		2715 mm				
Permitted rim width		W10						SRI		450				
								Tread depth		33 mm				
								75% of the tyre volume		46 l				
		Tyre pressure (bar)												
		0,60	0,80	1,00	1,20	1,40	1,60	1,80	2,00	2,20	2,40	2,60	2,80	
		Load capacity per tyre(kg)												
Speed (km/h)	10L	775	880	990	1095	1205	1290	1365	1445	1575	1690	1785	1875	
	10H	645	750	850	950	1020	1095	1185	1285	1360	1440			
	25	665	770	875	980	1055	1125	1220	1320	1405	1480			
	30	645	750	850	950	1020	1095	1185	1285	1360	1440			
	40		710	810	905	975	1040	1130	1220	1295	1370			
	50		685	775	870	935	1000	1080	1170	1245	1315			
	65			740	830	890	950	1030	1115	1185	1250			
70			675	755	810	865	935	1015	1080	1140				

For the explanation of the symbols and abbreviations, see the inside of the last page.

TRACTOR TYRES DRIVE RADIAL

300/70 R 20 120 D TL Traxion 70

EAN	8714692344671		Section width	295 mm										
Nominal tyre pressure	2,4 bar		Overall diameter	945 mm										
Tyre construction	Radial		Static loaded radius	439 mm										
Recommended rim width	W9		Rolling circumference	2815 mm										
Permitted rim width	W10		SRI	450										
			Tread depth	36 mm										
			75% of the tyre volume	55 l										
			Tyre pressure (bar)											
			0,60	0,80	1,00	1,20	1,40	1,60	1,80	2,00	2,20	2,40	2,60	2,80
			Load capacity per tyre(kg)											
Speed (km/h)	10L	865	980	1100	1215	1335	1430	1515	1605	1750	1880	1980	2100	
	10H	715	830	945	1055	1135	1220	1315	1425	1515	1610			
	25	740	855	975	1090	1170	1255	1355	1470	1560	1660			
	30	715	830	945	1055	1135	1220	1315	1425	1515	1610			
	40		790	900	1005	1080	1160	1255	1355	1440	1535			
	50		760	865	965	1035	1115	1200	1300	1380	1470			
	65			820	920	985	1060	1145	1240	1315	1400			
	70			750	835	900	965	1040	1130	1195	1275			

For the explanation of the symbols and abbreviations, see the inside of the last page.

320/70 R 20 123 D TL Traxion 70

EAN	8714692344701		Section width	320 mm										
Nominal tyre pressure	2,4 bar		Overall diameter	985 mm										
Tyre construction	Radial		Static loaded radius	450 mm										
Recommended rim width	W10		Rolling circumference	2935 mm										
Permitted rim width	W9, W11		SRI	475										
			Tread depth	36 mm										
			75% of the tyre volume	69 l										
			Tyre pressure (bar)											
			0,60	0,80	1,00	1,20	1,40	1,60	1,80	2,00	2,20	2,40	2,60	2,80
			Load capacity per tyre(kg)											
Speed (km/h)	10L	955	1080	1215	1345	1475	1580	1670	1770	1935	2075	2190	2325	
	10H	790	915	1045	1165	1255	1325	1450	1575	1670	1780			
	25	815	945	1075	1205	1290	1365	1495	1620	1720	1835			
	30	790	915	1045	1165	1255	1325	1450	1575	1670	1780			
	40		875	995	1110	1195	1260	1385	1500	1590	1695			
	50		840	950	1065	1145	1210	1325	1435	1525	1630			
	65			905	1015	1090	1150	1265	1370	1450	1550			
	70			825	925	990	1045	1150	1245	1320	1410			

For the explanation of the symbols and abbreviations, see the inside of the last page.

TRACTOR TYRES DRIVE RADIAL

360/70 R 20 129 D TL Traxion 70													
EAN		8714692344756						Section width		360 mm			
Nominal tyre pressure		2,4 bar						Overall diameter		1045 mm			
Tyre construction		Radial						Static loaded radius		479 mm			
Recommended rim width		W11						Rolling circumference		3115 mm			
Permitted rim width		W10, W12						SRI		500			
								Tread depth		38 mm			
								75% of the tyre volume		95 l			
		Tyre pressure (bar)											
		0,60	0,80	1,00	1,20	1,40	1,60	1,80	2,00	2,20	2,40	2,60	2,80
		Load capacity per tyre(kg)											
Speed (km/h)	10L	1145	1295	1455	1610	1770	1895	2005	2125	2320	2490	2625	2775
	10H	950	1100	1250	1400	1505	1610	1740	1890	2005	2130		
	25	975	1135	1290	1445	1550	1660	1795	1945	2065	2190		
	30	950	1100	1250	1400	1505	1610	1740	1890	2005	2130		
	40		1050	1190	1335	1430	1535	1660	1795	1910	2025		
	50		1005	1140	1280	1375	1470	1590	1725	1830	1945		
	65			1090	1215	1310	1400	1515	1640	1740	1850		
70			990	1110	1190	1275	1380	1495	1585	1685			

For the explanation of the symbols and abbreviations, see the inside of the last page.

380/70 R 20 132 D TL Traxion 70													
EAN		8714692344763						Section width		390 mm			
Nominal tyre pressure		2,4 bar						Overall diameter		1070 mm			
Tyre construction		Radial						Static loaded radius		490 mm			
Recommended rim width		W12						Rolling circumference		3190 mm			
Permitted rim width		W11, W13						SRI		525			
								Tread depth		40 mm			
								75% of the tyre volume		108 l			
		Tyre pressure (bar)											
		0,60	0,80	1,00	1,20	1,40	1,60	1,80	2,00	2,20	2,40	2,60	2,80
		Load capacity per tyre(kg)											
Speed (km/h)	10L	1245	1410	1585	1755	1925	2060	2180	2310	2525	2705	2855	3000
	10H	1030	1195	1360	1525	1635	1725	1895	2055	2180	2300		
	25	1065	1235	1405	1570	1685	1780	1955	2115	2245	2370		
	30	1030	1195	1360	1525	1635	1725	1895	2055	2180	2300		
	40		1140	1295	1450	1560	1645	1805	1955	2075	2190		
	50		1095	1245	1390	1495	1575	1730	1875	1990	2100		
	65			1185	1325	1425	1500	1650	1785	1895	2000		
70			1075	1205	1295	1365	1500	1625	1725	1820			

For the explanation of the symbols and abbreviations, see the inside of the last page.

TRACTOR TYRES DRIVE RADIAL

320/70 R 24 116 D TL Traxion 70

EAN	8714692360688		Section width	325 mm						
Nominal tyre pressure	1,6 bar		Overall diameter	1100 mm						
Tyre construction	Radial		Static loaded radius	505 mm						
Recommended rim width	W10		Rolling circumference	3245 mm						
Permitted rim width	W9, W11		SRI	525						
			Tread depth	40 mm						
			75% of the tyre volume	85 l						
			Tyre pressure (bar)							
			0,60	0,80	1,00	1,20	1,40	1,60	1,80	2,00
			Load capacity per tyre(kg)							
Speed (km/h)	10L	1040	1180	1325	1465	1610	1725	1820	1930	
	10H	860	1000	1135	1275	1365	1440			
	25	890	1030	1170	1310	1410	1480			
	30	860	1000	1135	1275	1365	1440			
	40		955	1085	1210	1300	1370			
	50		915	1040	1160	1250	1315			
	65			990	1105	1190	1250			
	70			900	1005	1080	1140			

For the explanation of the symbols and abbreviations, see the inside of the last page.

360/70 R 24 122 D TL Traxion 70

EAN	8714692360695		Section width	360 mm						
Nominal tyre pressure	1,6 bar		Overall diameter	1150 mm						
Tyre construction	Radial		Static loaded radius	545 mm						
Recommended rim width	W11		Rolling circumference	3395 mm						
Permitted rim width	W10, W12		SRI	550						
			Tread depth	42 mm						
			75% of the tyre volume	115 l						
			Tyre pressure (bar)							
			0,60	0,80	1,00	1,20	1,40	1,60	1,80	2,00
			Load capacity per tyre(kg)							
Speed (km/h)	10L	1245	1410	1585	1750	1925	2060	2180	2310	
	10H	1030	1195	1360	1520	1635	1725			
	25	1060	1235	1400	1570	1685	1780			
	30	1030	1195	1360	1520	1635	1725			
	40		1140	1295	1450	1555	1645			
	50		1095	1240	1390	1495	1575			
	65			1185	1325	1420	1500			
	70			1075	1205	1295	1365			

For the explanation of the symbols and abbreviations, see the inside of the last page.

TRACTOR TYRES DRIVE RADIAL

380/70 R 24 125 D TL Traxion 70									
EAN		8714692360701			Section width		385 mm		
Nominal tyre pressure		1,6 bar			Overall diameter		1185 mm		
Tyre construction		Radial			Static loaded radius		540 mm		
Recommended rim width		W12			Rolling circumference		3495 mm		
Permitted rim width		W11, W12L, W/DW13(L)			SRI		575		
EAN Tube		8714692239748			Tread depth		44 mm		
					75% of the tyre volume		140 l		
		Tyre pressure (bar)							
		0,60	0,80	1,00	1,20	1,40	1,60	1,80	2,00
		Load capacity per tyre(kg)							
Speed (km/h)	10L	1350	1530	1720	1905	2090	2240	2370	2510
	10H	1120	1300	1480	1655	1775	1895		
	25	1155	1340	1525	1705	1830	1955		
	30	1120	1300	1480	1655	1775	1895		
	40		1240	1405	1575	1690	1805		
	50		1185	1350	1510	1620	1735		
	65			1285	1440	1545	1650		
	70			1170	1310	1405	1500		

For the explanation of the symbols and abbreviations, see the inside of the last page.

420/70 R 24 130 D TL Traxion 70									
EAN		8714692360718			Section width		430 mm		
Nominal tyre pressure		1,6 bar			Overall diameter		1240 mm		
Tyre construction		Radial			Static loaded radius		560 mm		
Recommended rim width		W13			Rolling circumference		3675 mm		
Permitted rim width		W12(L), DW13(L), W/DW14L			SRI		600		
EAN Tube		8714692239755			Tread depth		46 mm		
					75% of the tyre volume		175 l		
		Tyre pressure (bar)							
		0,60	0,80	1,00	1,20	1,40	1,60	1,80	2,00
		Load capacity per tyre(kg)							
Speed (km/h)	10L	1575	1790	2005	2220	2440	2615	2765	2930
	10H	1305	1515	1725	1930	2075	2185		
	25	1345	1565	1775	1990	2135	2250		
	30	1305	1515	1725	1930	2075	2185		
	40		1445	1640	1840	1975	2080		
	50		1385	1575	1760	1895	1995		
	65			1500	1680	1800	1900		
	70			1365	1525	1640	1730		

For the explanation of the symbols and abbreviations, see the inside of the last page.

TRACTOR TYRES DRIVE RADIAL

480/70 R 24 138 D TL Traxion 70

EAN		8714692360725				Section width		490 mm	
Nominal tyre pressure		1,6 bar				Overall diameter		1305 mm	
Tyre construction		Radial				Static loaded radius		585 mm	
Recommended rim width		DW15L				Rolling circumference		3850 mm	
Permitted rim width		W/DW14L, W15L, W/DW16L				SRI		625	
						Tread depth		48 mm	
						75% of the tyre volume		240 l	
		Tyre pressure (bar)							
		0,60	0,80	1,00	1,20	1,40	1,60	1,80	2,00
		Load capacity per tyre(kg)							
Speed (km/h)	10L	1940	2200	2470	2735	3005	3220	3405	3605
	10H	1610	1870	2125	2375	2555	2715		
	25	1660	1925	2190	2450	2630	2795		
	30	1610	1870	2125	2375	2555	2715		
	40		1780	2020	2265	2430	2585		
	50		1705	1940	2170	2330	2480		
	65			1845	2065	2220	2360		
70			1680	1880	2020	2150			

For the explanation of the symbols and abbreviations, see the inside of the last page.

380/70 R 28 127 D TL Traxion 70

EAN		8714692360732				Section width		390 mm	
Nominal tyre pressure		1,6 bar				Overall diameter		1290 mm	
Tyre construction		Radial				Static loaded radius		590 mm	
Recommended rim width		W12				Rolling circumference		3825 mm	
Permitted rim width		W11, W12L, W13				SRI		625	
						Tread depth		44 mm	
						75% of the tyre volume		155 l	
		Tyre pressure (bar)							
		0,60	0,80	1,00	1,20	1,40	1,60	1,80	2,00
		Load capacity per tyre(kg)							
Speed (km/h)	10L	1450	1650	1850	2050	2250	2410	2550	2700
	10H	1205	1400	1590	1780	1910	2010		
	25	1240	1440	1640	1835	1970	2075		
	30	1205	1400	1590	1780	1910	2010		
	40		1330	1515	1695	1820	1915		
	50		1275	1450	1625	1745	1840		
	65			1385	1545	1660	1750		
70			1260	1410	1510	1595			

For the explanation of the symbols and abbreviations, see the inside of the last page.

TRACTOR TYRES DRIVE RADIAL

420/70 R 28 133 D TL Traxion 70									
EAN		8714692360749			Section width		430 mm		
Nominal tyre pressure		1,6 bar			Overall diameter		1345 mm		
Tyre construction		Radial			Static loaded radius		615 mm		
Recommended rim width		W13			Rolling circumference		3975 mm		
Permitted rim width		W12(L), W/DW14L			SRI		650		
EAN Tube		8714692239793			Tread depth		46 mm		
					75% of the tyre volume		195 l		
		Tyre pressure (bar)							
		0,60	0,80	1,00	1,20	1,40	1,60	1,80	2,00
		Load capacity per tyre(kg)							
Speed (km/h)	10L	1690	1920	2155	2385	2620	2805	2965	3145
	10H	1405	1630	1850	2070	2225	2370		
	25	1445	1680	1910	2135	2295	2440		
	30	1405	1630	1850	2070	2225	2370		
	40		1550	1765	1975	2120	2255		
	50		1485	1690	1890	2030	2165		
	65			1610	1800	1935	2060		
70			1465	1640	1760	1875			

For the explanation of the symbols and abbreviations, see the inside of the last page.

480/70 R 28 140 D TL Traxion 70									
EAN		8714692360756			Section width		495 mm		
Nominal tyre pressure		1,6 bar			Overall diameter		1405 mm		
Tyre construction		Radial			Static loaded radius		635 mm		
Recommended rim width		DW15L			Rolling circumference		4155 mm		
Permitted rim width		W/DW14L, W15L,			SRI		675		
EAN Tube		8714692239809			Tread depth		48 mm		
					75% of the tyre volume		255 l		
		Tyre pressure (bar)							
		0,60	0,80	1,00	1,20	1,40	1,60	1,80	2,00
		Load capacity per tyre(kg)							
Speed (km/h)	10L	2075	2355	2645	2930	3215	3445	3645	3860
	10H	1725	2000	2275	2545	2735	2875		
	25	1775	2060	2345	2620	2815	2965		
	30	1725	2000	2275	2545	2735	2875		
	40		1905	2165	2425	2600	2740		
	50		1825	2075	2325	2495	2625		
	65			1975	2210	2375	2500		
70			1800	2015	2160	2275			

For the explanation of the symbols and abbreviations, see the inside of the last page.

TRACTOR TYRES DRIVE RADIAL

480/70 R 30 141 D TL Traxion 70

EAN	8714692360763		Section width	490 mm						
Nominal tyre pressure	1,6 bar		Overall diameter	1470 mm						
Tyre construction	Radial		Static loaded radius	665 mm						
Recommended rim width	DW15L		Rolling circumference	4370 mm						
Permitted rim width	W/DW14L, W15L, W/DW16L		SRI	700						
EAN Tube	8714692331381		Tread depth	48 mm						
			75% of the tyre volume	270 l						
			Tyre pressure (bar)							
			0,60	0,80	1,00	1,20	1,40	1,60	1,80	2,00
			Load capacity per tyre(kg)							
Speed (km/h)	10L	2145	2435	2730	3020	3320	3555	3760	3985	
	10H	1780	2065	2345	2625	2820	2960			
	25	1835	2125	2420	2705	2905	3050			
	30	1780	2065	2345	2625	2820	2960			
	40		1965	2235	2500	2685	2820			
	50		1885	2145	2400	2575	2705			
	65			2040	2285	2450	2575			
70			1855	2080	2230	2345				

For the explanation of the symbols and abbreviations, see the inside of the last page.

480/70 R 34 143 D TL Traxion 70

EAN	8714692360770		Section width	485 mm						
Nominal tyre pressure	1,6 bar		Overall diameter	1575 mm						
Tyre construction	Radial		Static loaded radius	715 mm						
Recommended rim width	DW15L		Rolling circumference	4645 mm						
Permitted rim width	W/DW14L, W15L, W/DW16L		SRI	750						
			Tread depth	52 mm						
			75% of the tyre volume	295 l						
			Tyre pressure (bar)							
			0,60	0,80	1,00	1,20	1,40	1,60	1,80	2,00
			Load capacity per tyre(kg)							
Speed (km/h)	10L	2275	2580	2895	3205	3520	3770	3990	4230	
	10H	1885	2190	2490	2785	2990	3135			
	25	1945	2255	2565	2870	3085	3230			
	30	1885	2190	2490	2785	2990	3135			
	40		2085	2370	2650	2850	2985			
	50		2000	2275	2545	2730	2860			
	65			2165	2420	2600	2725			
70			1970	2205	2365	2480				

For the explanation of the symbols and abbreviations, see the inside of the last page.

TRACTOR TYRES DRIVE RADIAL

520/70 R 34 148 D TL Traxion 70									
EAN		8714692360787			Section width			525 mm	
Nominal tyre pressure		1,6 bar			Overall diameter			1640 mm	
Tyre construction		Radial			Static loaded radius			740 mm	
Recommended rim width		DW16L			Rolling circumference			4840 mm	
Permitted rim width		W/DW15L, W16L, W/DW18L			SRI			775	
EAN Tube		8714692331411			Tread depth			54 mm	
					75% of the tyre volume			360 l	
		Tyre pressure (bar)							
		0,60	0,80	1,00	1,20	1,40	1,60	1,80	2,00
		Load capacity per tyre(kg)							
Speed (km/h)	10L	2570	2915	3275	3625	3980	4260	4505	4775
	10H	2130	2475	2810	3145	3380	3620		
	25	2195	2550	2900	3245	3485	3735		
	30	2130	2475	2810	3145	3380	3620		
	40		2355	2680	2995	3220	3450		
	50		2260	2570	2875	3085	3310		
	65			2445	2735	2940	3150		
70			2225	2490	2675	2865			

For the explanation of the symbols and abbreviations, see the inside of the last page.

480/70 R 38 145 D TL Traxion 70									
EAN		8714692360794			Section width			485 mm	
Nominal tyre pressure		1,6 bar			Overall diameter			1685 mm	
Tyre construction		Radial			Static loaded radius			765 mm	
Recommended rim width		DW15L			Rolling circumference			5015 mm	
Permitted rim width		W/DW14L, W15L, W/DW16L			SRI			800	
EAN Tube		8714692331459			Tread depth			52 mm	
					75% of the tyre volume			320 l	
		Tyre pressure (bar)							
		0,60	0,80	1,00	1,20	1,40	1,60	1,80	2,00
		Load capacity per tyre(kg)							
Speed (km/h)	10L	2400	2725	3060	3385	3720	3980	4210	4465
	10H	1990	2310	2630	2940	3160	3335		
	25	2050	2380	2710	3030	3255	3435		
	30	1990	2310	2630	2940	3160	3335		
	40		2200	2500	2800	3005	3175		
	50		2110	2400	2685	2885	3045		
	65			2285	2555	2745	2900		
70			2080	2325	2500	2640			

For the explanation of the symbols and abbreviations, see the inside of the last page.

TRACTOR TYRES DRIVE RADIAL

520/70 R 38 150 D TL Traxion 70

EAN	8714692360800		Section width	540 mm						
Nominal tyre pressure	1,6 bar		Overall diameter	1750 mm						
Tyre construction	Radial		Static loaded radius	790 mm						
Recommended rim width	DW16L		Rolling circumference	5165 mm						
Permitted rim width	W/DW15L, W16L,		SRI	825						
	W/DW18L		Tread depth	54 mm						
EAN Tube	8714692331466		75% of the tyre volume	405 l						
			Tyre pressure (bar)							
			0,60	0,80	1,00	1,20	1,40	1,60	1,80	2,00
			Load capacity per tyre(kg)							
Speed (km/h)	10L	2750	3120	3500	3875	4255	4560	4820	5110	
	10H	2280	2645	3010	3365	3615	3850			
	25	2350	2725	3100	3470	3725	3970			
	30	2280	2645	3010	3365	3615	3850			
	40		2520	2865	3205	3445	3670			
	50		2415	2745	3075	3300	3520			
	65			2615	2930	3145	3350			
70			2380	2665	2860	3050				

For the explanation of the symbols and abbreviations, see the inside of the last page.

580/70 R 38 155 D TL Traxion 70

EAN	8714692360817		Section width	595 mm						
Nominal tyre pressure	1,6 bar		Overall diameter	1825 mm						
Tyre construction	Radial		Static loaded radius	820 mm						
Recommended rim width	DW18L		Rolling circumference	5385 mm						
Permitted rim width	W18L		SRI	875						
			Tread depth	56 mm						
EAN Tube	8714692331473		75% of the tyre volume	525 l						
			Tyre pressure (bar)							
			0,60	0,80	1,00	1,20	1,40	1,60	1,80	2,00
			Load capacity per tyre(kg)							
Speed (km/h)	10L	3200	3630	4075	4510	4955	5305	5610	5950	
	10H	2655	3080	3500	3920	4210	4455			
	25	2735	3175	3610	4040	4340	4590			
	30	2655	3080	3500	3920	4210	4455			
	40		2935	3335	3730	4010	4245			
	50		2815	3200	3580	3845	4070			
	65			3045	3410	3660	3875			
70			2770	3100	3330	3525				

For the explanation of the symbols and abbreviations, see the inside of the last page.

TRACTOR TYRES

DRIVE RADIAL

620/70 R 42 166 D TL Traxion 70													
EAN		8714692360824						Section width				625 mm	
Nominal tyre pressure		2,4 bar						Overall diameter				1930 mm	
Tyre construction		Radial						Static loaded radius				885 mm	
Recommended rim width		DW20B						Rolling circumference				5750 mm	
Permitted rim width		W18L, DW18L						SRI				925	
								Tread depth				58 mm	
								75% of the tyre volume				585 l	
		Tyre pressure (bar)											
		0,60	0,80	1,00	1,20	1,40	1,60	1,80	2,00	2,20	2,40	2,60	2,80
		Load capacity per tyre(kg)											
Speed (km/h)	10L	3715	4215	4730	5235	5750	6160	6515	6905	7195	7445	7745	7950
	10H	3080	3575	4065	4550	4885	5175	5460	5695	5895	6095		
	25	3175	3685	4190	4690	5035	5335	5625	5870	6075	6280		
	30	3080	3575	4065	4550	4885	5175	5460	5695	5895	6095		
	40		3405	3870	4330	4655	4930	5200	5425	5615	5805		
	50		3265	3710	4155	4460	4725	4985	5200	5385	5565		
	65			3535	3955	4250	4500	4745	4950	5130	5300		
70			3215	3600	3865	4095	4320	4505	4665	4825			

For the explanation of the symbols and abbreviations, see the inside of the last page.



TRACTOR TYRES DRIVE RADIAL



TRAXION 85 II

THE NEW STANDARD FOR MEDIUM
CLASS TRACTORS

FEATURES






- Non-parallel cleats
- Reinforced bead design
- Distinctive curved cleats

BENEFITS

- Excellent self-cleaning and improved traction
- Optimal stability at high speeds
- Improved ride and long lifespan



TRAXION 85 II

Ø	Tyre size	Service description	Nominal inflation pressure (bar)						Pag.
16	210/95 R 16	110 D	2,8	W7	215	800	360	2415	72
18	210/95 R 18	112 D	2,8	W7	220	850	385	2560	72
20	280/85 R 20	118 D	2,0	W10	290	985	440	2955	73
	320/85 R 20	124 D	2,0	W10	330	1050	470	3160	73
24	280/85 R 24	115 A8/B	1,6	W10	290	1085	505	3220	74
	280/85 R 24	130 A8/B	4	W10	295	1095	515	3320	74
	320/85 R 24	122 A8/B	1,6	W11	325	1145	530	3400	75
	340/85 R 24	125 A8/B	1,6	W12	360	1195	545	3520	75
	380/85 R 24	131 A8/B	1,6	W13	400	1250	565	3670	76
	420/85 R 24	137 A8/B	1,6	DW15L	450	1315	590	3850	76
	28	280/85 R 28	118 A8/B	1,6	W10	280	1195	555	3545
320/85 R 28		124 A8/B	1,6	W11	330	1250	575	3700	77
340/85 R 28		127 A8/B	1,6	W12	355	1290	590	3815	78
380/85 R 28		133 A8/B	1,6	W13	400	1350	610	3980	78
380/85 R 28		145 A8/B	3,2	W13	395	1350	610	4020	79
420/85 R 28		139 A8/B	1,6	DW15L	450	1415	635	4180	79
30	380/85 R 30	135 A8/B	1,6	W12	385	1410	640	4155	80
	420/85 R 30	140 A8/B	1,6	DW15L	450	1470	660	4330	80
	460/85 R 30	145 A8/B	1,6	DW16L	490	1545	690	4560	81
34	380/85 R 34	137 A8/B	1,6	W12	390	1505	680	4475	81
	420/85 R 34	142 A8/B	1,6	DW15L	450	1575	710	4650	82
	460/85 R 34	147 A8/B	1,6	DW16L	490	1645	740	4855	82
38	340/85 R 38	133 A8/B	1,6	W12	355	1555	705	4620	83
	380/80 R 38	142 A8/B	2,4	W12	390*	1580*	735*	4820*	83
	420/85 R 38	144 A8/B	1,6	DW15L	450	1680	760	4990	84
	460/85 R 38	149 A8/B	1,6	DW16L	490	1755	790	5195	84
	520/85 R 38	155 A8/B	1,6	DW18L	555	1845	825	5435	85
42	480/80 R 42	156 A8/B	2,4	DW16L	500*	1850*	855*	5600*	85
	520/85 R 42	157 A8/B	1,6	DW18L	550	1935	865	5710	86
46	480/80 R 46	158 A8/B	2,4	DW16L	500*	1950*	900*	5885*	86
	520/85 R 46	158 A8/B	1,6	DW16 L	535*	2050*	930*	6150*	87
50	480/80 R 50	159 A8/B	2,4	DW16L	500*	2045*	950*	6225*	87

For the explanation of the symbols and abbreviations, see the inside of the last page.

* = Calculated values

TRACTOR TYRES DRIVE RADIAL

210/95 R 16 110 D TL Traxion 85 II

EAN	8714692805493		Section width	215 mm												
Nominal tyre pressure	2,8 bar		Overall diameter	800 mm												
Tyre construction	Radial		Static loaded radius	360 mm												
Recommended rim width	W7		Rolling circumference	2415 mm												
Permitted rim width	5.50F, 6.00F, W6, 6.00F		SRI	380												
Alternative tyre size	7.50 R 16		Tread depth	32 mm												
			75% of the tyre volume	39 l												
			Tyre pressure (bar)													
			0,60	0,80	1,00	1,20	1,40	1,60	1,80	2,00	2,20	2,40	2,60	2,80	3,00	3,20
			Load capacity per tyre(kg)													
Speed (km/h)	10L	585	665	750	830	910	975	1030	1105	1190	1280	1350	1425	1510	1590	
	10H	485	565	645	720	770	815	895	970	1030	1095	1160	1220			
	25	500	585	660	740	795	840	920	1000	1060	1125	1195	1255			
	30	485	565	645	720	770	815	895	970	1030	1095	1160	1220			
	40		540	610	685	735	775	850	925	980	1040	1105	1160			
	50		515	585	655	705	745	815	885	940	1000	1060	1115			
	65			560	625	670	710	780	845	895	950	1010	1060			
	70			510	570	610	645	710	765	815	865	915	965			

For the explanation of the symbols and abbreviations, see the inside of the last page.

210/95 R 18 112 D TL Traxion 85 II

EAN	8714692805509		Section width	220 mm												
Nominal tyre pressure	2,8 bar		Overall diameter	850 mm												
Tyre construction	Radial		Static loaded radius	385 mm												
Recommended rim width	W7		Rolling circumference	2560 mm												
Permitted rim width	5.50F, 6.00F, W6, 6.00F		SRI	410												
Alternative tyre size	7.50 R 18		Tread depth	32 mm												
			75% of the tyre volume	41 l												
			Tyre pressure (bar)													
			0,60	0,80	1,00	1,20	1,40	1,60	1,80	2,00	2,20	2,40	2,60	2,80	3,00	3,20
			Load capacity per tyre(kg)													
Speed (km/h)	10L	620	705	790	875	960	1030	1085	1165	1255	1350	1425	1500	1595	1680	
	10H	515	595	680	760	815	860	945	1025	1085	1150	1225	1290			
	25	530	615	700	780	840	890	975	1055	1120	1185	1260	1325			
	30	515	595	680	760	815	860	945	1025	1085	1150	1225	1290			
	40		570	645	725	775	820	900	975	1035	1095	1165	1225			
	50		545	620	695	745	790	860	935	990	1050	1115	1175			
	65			590	660	710	750	820	890	945	1000	1065	1120			
	70			535	600	645	685	745	810	860	910	970	1020			

For the explanation of the symbols and abbreviations, see the inside of the last page.

TRACTOR TYRES DRIVE RADIAL

280/85 R 20 118 D TL Traxion 85 II

EAN	8714692805516		Section width	290 mm								
Nominal tyre pressure	2,0 bar		Overall diameter	985 mm								
Tyre construction	Radial		Static loaded radius	440 mm								
Recommended rim width	W10		Rolling circumference	2955 mm								
Permitted rim width	W8, W9		SRI	475								
Alternative tyre size	11.2 R 20		Tread depth	37 mm								
			75% of the tyre volume	81 l								
			Tyre pressure (bar)									
			0,60	0,80	1,00	1,20	1,40	1,60	1,80	2,00	2,20	2,40
			Load capacity per tyre(kg)									
Speed (km/h)	10L	920	1045	1170	1295	1425	1525	1610	1730	1865	1980	
	10H	765	885	1005	1125	1210	1290	1400	1520			
	25	785	910	1035	1160	1245	1325	1445	1565			
	30	765	885	1005	1125	1210	1290	1400	1520			
	40		845	960	1070	1150	1225	1335	1445			
	50		810	920	1030	1105	1175	1280	1385			
	65			875	980	1050	1120	1220	1320			
	70			795	890	955	1020	1110	1200			

For the explanation of the symbols and abbreviations, see the inside of the last page.

320/85 R 20 124 D TL Traxion 85 II

EAN	8714692805523		Section width	330 mm								
Nominal tyre pressure	2,0 bar		Overall diameter	1050 mm								
Tyre construction	Radial		Static loaded radius	470 mm								
Recommended rim width	W11		Rolling circumference	3160 mm								
Permitted rim width	W9, W10, DW11		SRI	500								
Alternative tyre size	12.4 R 20		Tread depth	40 mm								
			75% of the tyre volume	110 l								
			Tyre pressure (bar)									
			0,60	0,80	1,00	1,20	1,40	1,60	1,80	2,00	2,20	2,40
			Load capacity per tyre(kg)									
Speed (km/h)	10L	1130	1285	1440	1595	1750	1875	1985	2130	2295	2400	
	10H	940	1090	1240	1385	1490	1565	1725	1840			
	25	965	1120	1275	1430	1535	1610	1775	1895			
	30	940	1090	1240	1385	1490	1565	1725	1840			
	40		1035	1180	1320	1415	1490	1640	1750			
	50		995	1130	1265	1360	1430	1575	1680			
	65			1075	1205	1295	1360	1500	1600			
	70			980	1095	1180	1240	1365	1455			

For the explanation of the symbols and abbreviations, see the inside of the last page.

TRACTOR TYRES DRIVE RADIAL

280/85 R 24 115 A8/B TL Traxion 85 II

EAN	8714692344664	Section width	290 mm						
Nominal tyre pressure	1,6 bar	Overall diameter	1085 mm						
Tyre construction	Radial	Static loaded radius	505 mm						
Recommended rim width	W10	Rolling circumference	3220 mm						
Permitted rim width	W9	SRI	525						
Alternative tyre size	11.2 R 24	Tread depth	38 mm						
EAN Tube	8714692239724	75% of the tyre volume	75 l						
		Tyre pressure (bar)							
		0,60	0,80	1,00	1,20	1,40	1,60	1,80	2,00
		Load capacity per tyre(kg)							
Speed (km/h)	10L	1000	1135	1275	1410	1550	1660	1755	1860
	10H	775	895	1020	1140	1225	1300		
	25	800	930	1055	1185	1270	1350		
	30	775	895	1020	1140	1225	1300		
	40		840	955	1065	1145	1215		
	50		840	955	1065	1145	1215		

For the explanation of the symbols and abbreviations, see the inside of the last page.

280/85 R 24 130 A8/B TL Traxion 85 II

EAN	8714692350566	Section width	295 mm							
Nominal tyre pressure	4,0 bar	Overall diameter	1095 mm							
Tyre construction	Radial	Static loaded radius	515 mm							
Recommended rim width	W10	Rolling circumference	3320 mm							
Permitted rim width	W9	SRI	525							
Alternative tyre size	11.2 R 24	Tread depth	38 mm							
EAN Tube	8714692239724	75% of the tyre volume	75 l							
		Tyre pressure (bar)								
		0,80	1,20	1,60	2,00	2,40	2,80	3,20	3,60	4,00
		Load capacity per tyre(kg)								
Speed (km/h)	10L	1165	1385	1610	1860	2005	2100	2265	2430	2520
	10H	925	1095	1300	1430	1500	1665	1800	1915	2035
	25	955	1135	1350	1480	1555	1730	1865	1990	2110
	30	925	1095	1300	1430	1500	1665	1800	1915	2035
	40		1025	1215	1335	1400	1555	1680	1790	1900
	50		1025	1215	1335	1400	1555	1680	1790	1900

For the explanation of the symbols and abbreviations, see the inside of the last page.

TRACTOR TYRES DRIVE RADIAL

320/85 R 24 122 A8/B TL Traxion 85 II

EAN		8714692344718				Section width		325 mm	
Nominal tyre pressure		1,6 bar				Overall diameter		1145 mm	
Tyre construction		Radial				Static loaded radius		530 mm	
Recommended rim width		W11				Rolling circumference		3400 mm	
Permitted rim width		W9, W/DW10				SRI		550	
Alternative tyre size		12.4 R 24				Tread depth		41 mm	
EAN Tube		8714692239731				75% of the tyre volume		100 l	
		Tyre pressure (bar)							
		0,60	0,80	1,00	1,20	1,40	1,60	1,80	2,00
		Load capacity per tyre(kg)							
Speed (km/h)	10L	1225	1395	1565	1730	1900	2035	2155	2280
	10H	950	1100	1250	1400	1505	1605		
	25	985	1140	1295	1450	1560	1665		
	30	950	1100	1250	1400	1505	1605		
	40		1030	1170	1310	1405	1500		
	50		1030	1170	1310	1405	1500		

For the explanation of the symbols and abbreviations, see the inside of the last page.

340/85 R 24 125 A8/B TL Traxion 85 II

EAN		8714692350580				Section width		360 mm	
Nominal tyre pressure		1,6 bar				Overall diameter		1195 mm	
Tyre construction		Radial				Static loaded radius		545 mm	
Recommended rim width		W12				Rolling circumference		3520 mm	
Permitted rim width		W11, W12L				SRI		575	
Alternative tyre size		13.6 R 24				Tread depth		43 mm	
EAN Tube		8714692239748				75% of the tyre volume		125 l	
		Tyre pressure (bar)							
		0,60	0,80	1,00	1,20	1,40	1,60	1,80	2,00
		Load capacity per tyre(kg)							
Speed (km/h)	10L	1350	1530	1715	1900	2085	2235	2365	2505
	10H	1040	1210	1375	1535	1650	1765		
	25	1080	1255	1425	1595	1710	1830		
	30	1040	1210	1375	1535	1650	1765		
	40		1130	1285	1435	1540	1650		
	50		1130	1285	1435	1540	1650		

For the explanation of the symbols and abbreviations, see the inside of the last page.

TRACTOR TYRES DRIVE RADIAL

380/85 R 24 131 A8/B TL Traxion 85 II

EAN	8714692350597		Section width	400 mm						
Nominal tyre pressure	1,6 bar		Overall diameter	1250 mm						
Tyre construction	Radial		Static loaded radius	565 mm						
Recommended rim width	W13		Rolling circumference	3670 mm						
Permitted rim width	W11, W12(L), DW13(L)		SRI	600						
Alternative tyre size	14.9 R 24		Tread depth	45 mm						
EAN Tube	8714692239755		75% of the tyre volume	155 l						
			Tyre pressure (bar)							
			0,60	0,80	1,00	1,20	1,40	1,60	1,80	2,00
			Load capacity per tyre(kg)							
Speed (km/h)	10L	1600	1820	2040	2260	2480	2660	2810	2980	
	10H	1235	1435	1630	1825	1960	2085			
	25	1285	1490	1695	1895	2035	2165			
	30	1235	1435	1630	1825	1960	2085			
	40		1340	1525	1705	1835	1950			
	50		1340	1525	1705	1835	1950			

For the explanation of the symbols and abbreviations, see the inside of the last page.

420/85 R 24 137 A8/B TL Traxion 85 II

EAN	8714692344800		Section width	450 mm						
Nominal tyre pressure	1,6 bar		Overall diameter	1315 mm						
Tyre construction	Radial		Static loaded radius	590 mm						
Recommended rim width	DW15L		Rolling circumference	3850 mm						
Permitted rim width	W/DW13(L), W/DW14L, W15L		SRI	625						
Alternative tyre size	16.9 R 24		Tread depth	47 mm						
EAN Tube	8714692239755		75% of the tyre volume	210 l						
			Tyre pressure (bar)							
			0,60	0,80	1,00	1,20	1,40	1,60	1,80	2,00
			Load capacity per tyre(kg)							
Speed (km/h)	10L	1875	2130	2390	2645	2905	3110	3290	3485	
	10H	1450	1680	1910	2140	2295	2460			
	25	1500	1745	1980	2220	2380	2555			
	30	1450	1680	1910	2140	2295	2460			
	40		1570	1785	2000	2145	2300			
	50		1570	1785	2000	2145	2300			

For the explanation of the symbols and abbreviations, see the inside of the last page.

TRACTOR TYRES DRIVE RADIAL

280/85 R 28 118 A8/B TL Traxion 85 II

EAN	8714692350573				Section width	280 mm			
Nominal tyre pressure	1,6 bar				Overall diameter	1195 mm			
Tyre construction	Radial				Static loaded radius	555 mm			
Recommended rim width	W10				Rolling circumference	3545 mm			
Permitted rim width	W9				SRI	575			
Alternative tyre size	11.2 R 28				Tread depth	38 mm			
EAN Tube	8714692239762				75% of the tyre volume	90 l			
		Tyre pressure (bar)							
		0,60	0,80	1,00	1,20	1,40	1,60	1,80	2,00
		Load capacity per tyre(kg)							
Speed (km/h)	10L	1080	1225	1375	1520	1670	1790	1895	2005
	10H	835	965	1100	1230	1320	1410		
	25	865	1005	1140	1275	1370	1465		
	30	835	965	1100	1230	1320	1410		
	40		905	1025	1150	1235	1320		
	50		905	1025	1150	1235	1320		

For the explanation of the symbols and abbreviations, see the inside of the last page.

320/85 R 28 124 A8/B TL Traxion 85 II

EAN	8714692344725				Section width	330 mm			
Nominal tyre pressure	1,6 bar				Overall diameter	1250 mm			
Tyre construction	Radial				Static loaded radius	575 mm			
Recommended rim width	W11				Rolling circumference	3700 mm			
Permitted rim width	W9, W/DW10				SRI	600			
Alternative tyre size	12.4 R 28				Tread depth	41 mm			
EAN Tube	8714692239779				75% of the tyre volume	115 l			
		Tyre pressure (bar)							
		0,60	0,80	1,00	1,20	1,40	1,60	1,80	2,00
		Load capacity per tyre(kg)							
Speed (km/h)	10L	1320	1500	1680	1860	2045	2190	2315	2455
	10H	1020	1185	1345	1505	1615	1710		
	25	1055	1225	1395	1560	1675	1775		
	30	1020	1185	1345	1505	1615	1710		
	40		1105	1255	1405	1510	1600		
	50		1105	1255	1405	1510	1600		

For the explanation of the symbols and abbreviations, see the inside of the last page.

TRACTOR TYRES DRIVE RADIAL

340/85 R 28 127 A8/B TL Traxion 85 II

EAN	8714692344749	Section width	355 mm						
Nominal tyre pressure	1,6 bar	Overall diameter	1290 mm						
Tyre construction	Radial	Static loaded radius	590 mm						
Recommended rim width	W12	Rolling circumference	3815 mm						
Permitted rim width	W11, W12L	SRI	625						
Alternative tyre size	13.6 R 28	Tread depth	43 mm						
EAN Tube	8714692239786	75% of the tyre volume	135 l						
		Tyre pressure (bar)							
		0,60	0,80	1,00	1,20	1,40	1,60	1,80	2,00
		Load capacity per tyre(kg)							
Speed (km/h)	10L	1445	1645	1845	2040	2240	2400	2540	2690
	10H	1120	1295	1475	1650	1770	1875		
	25	1160	1345	1530	1710	1840	1945		
	30	1120	1295	1475	1650	1770	1875		
	40		1210	1380	1540	1655	1750		
	50		1210	1380	1540	1655	1750		

For the explanation of the symbols and abbreviations, see the inside of the last page.

380/85 R 28 133 A8/B TL Traxion 85 II

EAN	8714692344770	Section width	400 mm						
Nominal tyre pressure	1,6 bar	Overall diameter	1350 mm						
Tyre construction	Radial	Static loaded radius	610 mm						
Recommended rim width	W13	Rolling circumference	3980 mm						
Permitted rim width	W11, W12(L)	SRI	650						
Alternative tyre size	14.9 R 28	Tread depth	44 mm						
EAN Tube	8714692239793	75% of the tyre volume	175 l						
		Tyre pressure (bar)							
		0,60	0,80	1,00	1,20	1,40	1,60	1,80	2,00
		Load capacity per tyre(kg)							
Speed (km/h)	10L	1715	1950	2185	2420	2660	2850	3010	3190
	10H	1325	1540	1750	1955	2100	2205		
	25	1375	1595	1815	2030	2180	2285		
	30	1325	1540	1750	1955	2100	2205		
	40		1440	1635	1830	1965	2060		
	50		1440	1635	1830	1965	2060		

For the explanation of the symbols and abbreviations, see the inside of the last page.

TRACTOR TYRES DRIVE RADIAL

380/85 R 28 145 A8/B TL Traxion 85 II

EAN	8714692800610	Section width	395 mm
Nominal tyre pressure	3,2 bar	Overall diameter	1350 mm
Tyre construction	Radial	Static loaded radius	610 mm
Recommended rim width	W13	Rolling circumference	4020 mm
Permitted rim width	W11, W12(L)	SRI	650
Alternative tyre size	14.9 R 28	Tread depth	44 mm
EAN Tube	8714692239793	75% of the tyre volume	175 l

		Tyre pressure (bar)							
		0,80	1,20	1,60	2,00	2,40	2,80	3,20	3,60
		Load capacity per tyre(kg)							
Speed (km/h)	10L	1995	2375	2760	3190	3440	3645	3890	4170
	10H	1585	1880	2205	2450	2600	2860	3105	
	25	1640	1950	2285	2540	2695	2965	3220	
	30	1585	1880	2205	2450	2600	2860	3105	
	40		1755	2060	2290	2430	2670	2900	
	50		1755	2060	2290	2430	2670	2900	

For the explanation of the symbols and abbreviations, see the inside of the last page.

420/85 R 28 139 A8/B TL Traxion 85 II

EAN	8714692344817	Section width	450 mm
Nominal tyre pressure	1,6 bar	Overall diameter	1415 mm
Tyre construction	Radial	Static loaded radius	635 mm
Recommended rim width	DW15L	Rolling circumference	4180 mm
Permitted rim width	W13, W/DW14L, W15L	SRI	675
Alternative tyre size	16.9 R 28	Tread depth	47 mm
EAN Tube	8714692239809	75% of the tyre volume	235 l

		Tyre pressure (bar)							
		0,60	0,80	1,00	1,20	1,40	1,60	1,80	2,00
		Load capacity per tyre(kg)							
Speed (km/h)	10L	2005	2275	2555	2825	3105	3325	3515	3725
	10H	1550	1795	2040	2285	2455	2600		
	25	1605	1865	2120	2370	2545	2695		
	30	1550	1795	2040	2285	2455	2600		
	40		1680	1910	2135	2295	2430		
	50		1680	1910	2135	2295	2430		

For the explanation of the symbols and abbreviations, see the inside of the last page.

TRACTOR TYRES DRIVE RADIAL

380/85 R 30 135 A8/B TL Traxion 85 II

EAN		8714692336591				Section width		385 mm	
Nominal tyre pressure		1,6 bar				Overall diameter		1410 mm	
Tyre construction		Radial				Static loaded radius		640 mm	
Recommended rim width		W12				Rolling circumference		4155 mm	
Permitted rim width		W11, W13				SRI		675	
Alternative tyre size		14.9 R 30				Tread depth		44 mm	
						75% of the tyre volume		230 l	
		Tyre pressure (bar)							
		0,60	0,80	1,00	1,20	1,40	1,60	1,80	2,00
		Load capacity per tyre(kg)							
Speed (km/h)	10L	1770	2010	2260	2500	2745	2940	3110	3295
	10H	1370	1590	1805	2020	2170	2335		
	25	1420	1650	1875	2095	2250	2420		
	30	1370	1590	1805	2020	2170	2335		
	40		1485	1685	1890	2030	2180		
	50		1485	1685	1890	2030	2180		

For the explanation of the symbols and abbreviations, see the inside of the last page.

420/85 R 30 140 A8/B TL Traxion 85 II

EAN		8714692344824				Section width		450 mm	
Nominal tyre pressure		1,6 bar				Overall diameter		1470 mm	
Tyre construction		Radial				Static loaded radius		660 mm	
Recommended rim width		DW15L				Rolling circumference		4330 mm	
Permitted rim width		W13, W/DW14L, W15L				SRI		700	
Alternative tyre size		16.9 R 30				Tread depth		47 mm	
EAN Tube		8714692331381				75% of the tyre volume		245 l	
		Tyre pressure (bar)							
		0,60	0,80	1,00	1,20	1,40	1,60	1,80	2,00
		Load capacity per tyre(kg)							
Speed (km/h)	10L	2070	2345	2635	2915	3200	3430	3625	3845
	10H	1595	1855	2105	2355	2530	2675		
	25	1655	1920	2185	2445	2625	2775		
	30	1595	1855	2105	2355	2530	2675		
	40		1730	1970	2205	2365	2500		
	50		1730	1970	2205	2365	2500		

For the explanation of the symbols and abbreviations, see the inside of the last page.

TRACTOR TYRES DRIVE RADIAL

460/85 R 30 145 A8/B TL Traxion 85 II

EAN	8714692350610	Section width	490 mm
Nominal tyre pressure	1,6 bar	Overall diameter	1545 mm
Tyre construction	Radial	Static loaded radius	690 mm
Recommended rim width	DW15L	Rolling circumference	4560 mm
Permitted rim width	DW13, W/DW14L, W15L	SRI	725
Alternative tyre size	18.4 R 30	Tread depth	49 mm
EAN Tube	8714692331527	75% of the tyre volume	330 l

		Tyre pressure (bar)							
		0,60	0,80	1,00	1,20	1,40	1,60	1,80	2,00
		Load capacity per tyre(kg)							
Speed (km/h)	10L	2380	2705	3035	3360	3690	3950	4175	4430
	10H	1840	2135	2425	2715	2915	3105		
	25	1905	2215	2515	2815	3025	3220		
	30	1840	2135	2425	2715	2915	3105		
	40		1995	2265	2535	2725	2900		
	50		1995	2265	2535	2725	2900		

For the explanation of the symbols and abbreviations, see the inside of the last page.

380/85 R 34 137 A8/B TL Traxion 85 II

EAN	8714692336607	Section width	390 mm
Nominal tyre pressure	1,6 bar	Overall diameter	1505 mm
Tyre construction	Radial	Static loaded radius	680 mm
Recommended rim width	W12	Rolling circumference	4475 mm
Permitted rim width	W11, W13	SRI	725
Alternative tyre size	14.9 R 34	Tread depth	44 mm
		75% of the tyre volume	250 l

		Tyre pressure (bar)							
		0,60	0,80	1,00	1,20	1,40	1,60	1,80	2,00
		Load capacity per tyre(kg)							
Speed (km/h)	10L	1880	2135	2395	2655	2915	3120	3300	3500
	10H	1455	1685	1915	2145	2305	2460		
	25	1505	1750	1990	2225	2390	2555		
	30	1455	1685	1915	2145	2305	2460		
	40		1575	1790	2005	2155	2300		
	50		1575	1790	2005	2155	2300		

For the explanation of the symbols and abbreviations, see the inside of the last page.

TRACTOR TYRES DRIVE RADIAL

420/85 R 34 142 A8/B TL Traxion 85 II

EAN	8714692350603	Section width	450 mm						
Nominal tyre pressure	1,6 bar	Overall diameter	1575 mm						
Tyre construction	Radial	Static loaded radius	710 mm						
Recommended rim width	DW15L	Rolling circumference	4650 mm						
Permitted rim width	W/DW13,	SRI	750						
	W/DW14L, W15L	Tread depth	47 mm						
Alternative tyre size	16.9 R 34	75% of the tyre volume	265 l						
EAN Tube	8714692331404								
		Tyre pressure (bar)							
		0,60	0,80	1,00	1,20	1,40	1,60	1,80	2,00
		Load capacity per tyre(kg)							
Speed (km/h)	10L	2190	2485	2790	3090	3395	3635	3845	4075
	10H	1690	1965	2230	2495	2680	2835		
	25	1755	2035	2315	2590	2785	2940		
	30	1690	1965	2230	2495	2680	2835		
	40		1835	2085	2335	2505	2650		
	50		1835	2085	2335	2505	2650		

For the explanation of the symbols and abbreviations, see the inside of the last page.

460/85 R 34 147 A8/B TL Traxion 85 II

EAN	8714692350627	Section width	490 mm						
Nominal tyre pressure	1,6 bar	Overall diameter	1645 mm						
Tyre construction	Radial	Static loaded radius	740 mm						
Recommended rim width	DW16L	Rolling circumference	4855 mm						
Permitted rim width	W/DW14L,	SRI	775						
	W/DW15L, W16L	Tread depth	49 mm						
Alternative tyre size	18.4 R 34	75% of the tyre volume	340 l						
EAN Tube	8714692331411								
		Tyre pressure (bar)							
		0,60	0,80	1,00	1,20	1,40	1,60	1,80	2,00
		Load capacity per tyre(kg)							
Speed (km/h)	10L	2520	2860	3210	3550	3900	4180	4420	4685
	10H	1945	2255	2565	2870	3085	3290		
	25	2020	2340	2660	2980	3200	3415		
	30	1945	2255	2565	2870	3085	3290		
	40		2110	2400	2685	2885	3075		
	50		2110	2400	2685	2885	3075		

For the explanation of the symbols and abbreviations, see the inside of the last page.

TRACTOR TYRES DRIVE RADIAL

340/85 R 38 133 A8/B TL Traxion 85 II

EAN		8714692623745				Section width		355 mm			
Nominal tyre pressure		1,6 bar				Overall diameter		1555 mm			
Tyre construction		Radial				Static loaded radius		705 mm			
Recommended rim width		W12				Rolling circumference		4620 mm			
Permitted rim width		W11,DW12				SRI		750			
Alternative tyre size		13.6 R 38				Tread depth		43 mm			
EAN Tube		8714692331442				75% of the tyre volume		170 l			
		Tyre pressure (bar)									
		0,60	0,80	1,00	1,20	1,40	1,60	1,80	2,00		
		Load capacity per tyre(kg)									
Speed (km/h)	10L	1685	1910	2145	2375	2605	2790	2955	3130		
	10H	1300	1510	1715	1920	2060	2205				
	25	1350	1565	1780	1990	2140	2285				
	30	1300	1510	1715	1920	2060	2205				
	40		1410	1600	1795	1925	2060				
	50		1410	1600	1795	1925	2060				

For the explanation of the symbols and abbreviations, see the inside of the last page.

380/80 R 38 142 A8/B TL Traxion 85 II

EAN		8714692623752				Section width		390* mm					
Nominal tyre pressure		2,4 bar				Overall diameter		1580* mm					
Tyre construction		Radial				Static loaded radius		735* mm					
Recommended rim width		W12				Rolling circumference		4820* mm					
Permitted rim width		W11, W13				SRI		750					
Alternative tyre size		14.9 R 38				Tread depth		43 mm					
						75% of the tyre volume		260 l					
		Tyre pressure (bar)											
		0,60	0,80	1,00	1,20	1,40	1,60	1,80	2,00	2,20	2,40	2,60	2,80
		Load capacity per tyre(kg)											
Speed (km/h)	10L	1890	2145	2410	2665	2925	3135	3315	3515	3660	3790	3945	3975
	10H	1460	1695	1925	2155	2315	2460	2585	2695	2795	2835		
	25	1515	1755	1995	2235	2400	2555	2680	2800	2895	2940		
	30	1460	1695	1925	2155	2315	2460	2585	2695	2795	2835		
	40			1800	2015	2160	2300	2415	2520	2610	2650		
	50			1800	2015	2160	2300	2415	2520	2610	2650		

For the explanation of the symbols and abbreviations, see the inside of the last page.

* = Calculated values.

TRACTOR TYRES DRIVE RADIAL

420/85 R 38 144 A8/B TL Traxion 85 II

EAN	8714692623769	Section width	450 mm						
Nominal tyre pressure	1,6 bar	Overall diameter	1680 mm						
Tyre construction	Radial	Static loaded radius	760 mm						
Recommended rim width	DW15L	Rolling circumference	4990 mm						
Permitted rim width	W/DW14L, W15L	SRI	800						
Alternative tyre size	16.9 R 38	Tread depth	47 mm						
EAN Tube	8714692331459	75% of the tyre volume	290 l						
		Tyre pressure (bar)							
		0,60	0,80	1,00	1,20	1,40	1,60	1,80	2,00
		Load capacity per tyre(kg)							
Speed (km/h)	10L	2310	2625	2945	3260	3580	3835	4055	4295
	10H	1785	2070	2355	2635	2830	2995		
	25	1850	2150	2440	2735	2935	3110		
	30	1785	2070	2355	2635	2830	2995		
	40		1935	2200	2460	2645	2800		
	50		1935	2200	2460	2645	2800		

For the explanation of the symbols and abbreviations, see the inside of the last page.

460/85 R 38 149 A8/B TL Traxion 85 II

EAN	8714692623776	Section width	490 mm						
Nominal tyre pressure	1,6 bar	Overall diameter	1755 mm						
Tyre construction	Radial	Static loaded radius	790 mm						
Recommended rim width	DW16L	Rolling circumference	5195 mm						
Permitted rim width	W/DW14L,	SRI	825						
	W/DW15L, W16L	Tread depth	49 mm						
Alternative tyre size	18.4 R 38	75% of the tyre volume	365 l						
EAN Tube	8714692331466								
		Tyre pressure (bar)							
		0,60	0,80	1,00	1,20	1,40	1,60	1,80	2,00
		Load capacity per tyre(kg)							
Speed (km/h)	10L	2655	3010	3380	3740	4110	4400	4655	4935
	10H	2050	2380	2705	3025	3250	3480		
	25	2125	2465	2805	3140	3370	3610		
	30	2050	2380	2705	3025	3250	3480		
	40		2220	2525	2825	3035	3250		
	50		2220	2525	2825	3035	3250		

For the explanation of the symbols and abbreviations, see the inside of the last page.

TRACTOR TYRES DRIVE RADIAL

520/85 R 38 155 A8/B TL Traxion 85 II

EAN	8714692623813	Section width	555 mm
Nominal tyre pressure	1,6 bar	Overall diameter	1845 mm
Tyre construction	Radial	Static loaded radius	825 mm
Recommended rim width	DW18L	Rolling circumference	5435 mm
Permitted rim width	DD16L, W/DW16L, W18L	SRI	875
Alternative tyre size	20.8 R 38	Tread depth	54 mm
EAN Tube	8714692331473	75% of the tyre volume	490 l

		Tyre pressure (bar)							
		0,60	0,80	1,00	1,20	1,40	1,60	1,80	2,00
		Load capacity per tyre(kg)							
Speed (km/h)	10L	3200	3635	4080	4515	4960	5315	5620	5955
	10H	2475	2870	3260	3650	3920	4145		
	25	2565	2975	3385	3785	4070	4300		
	30	2475	2870	3260	3650	3920	4145		
	40		2680	3050	3410	3665	3875		
	50		2680	3050	3410	3665	3875		

For the explanation of the symbols and abbreviations, see the inside of the last page.

480/80 R 42 156 A8/B TL Traxion 85 II

EAN	8714692623783	Section width	500* mm
Nominal tyre pressure	2,4 bar	Overall diameter	1850* mm
Tyre construction	Radial	Static loaded radius	855* mm
Recommended rim width	DW16L	Rolling circumference	5600* mm
Permitted rim width	DD16L, W16L, W/DW16A*	SRI	875
Alternative tyre size	18.4 R 42	Tread depth	49 mm
		75% of the tyre volume	490 l

		Tyre pressure (bar)											
		0,60	0,80	1,00	1,20	1,40	1,60	1,80	2,00	2,20	2,40	2,60	2,80
		Load capacity per tyre(kg)											
Speed (km/h)	10L	2820	3200	3595	3980	4370	4680	4950	5245	5465	5655	5885	6000
	10H	2180	2530	2875	3215	3455	3690	3860	4025	4170	4280		
	25	2260	2620	2980	3335	3585	3830	4005	4175	4325	4440		
	30	2180	2530	2875	3215	3455	3690	3860	4025	4170	4280		
	40			2685	3005	3230	3450	3605	3760	3895	4000		
	50			2685	3005	3230	3450	3605	3760	3895	4000		

For the explanation of the symbols and abbreviations, see the inside of the last page.

* = Calculated values.

TRACTOR TYRES DRIVE RADIAL

520/85 R 42 157 A8/B TL Traxion 85 II

EAN	8714692623820		Section width	550 mm						
Nominal tyre pressure	1,6 bar		Overall diameter	1935 mm						
Tyre construction	Radial		Static loaded radius	865 mm						
Recommended rim width	DW18L		Rolling circumference	5710 mm						
Permitted rim width	DW16L, DD18L		SRI	925						
Alternative tyre size	20.8 R 42		Tread depth	54 mm						
			75% of the tyre volume	510 l						
			Tyre pressure (bar)							
			0,60	0,80	1,00	1,20	1,40	1,60	1,80	2,00
			Load capacity per tyre(kg)							
Speed (km/h)	10L	3355	3810	4275	4730	5195	5565	5885	6240	
	10H	2590	3005	3415	3825	4105	4415			
	25	2685	3120	3545	3965	4260	4580			
	30	2590	3005	3415	3825	4105	4415			
	40		2810	3195	3575	3840	4125			
	50		2810	3195	3575	3840	4125			

For the explanation of the symbols and abbreviations, see the inside of the last page.

480/80 R 46 158 A8/B TL Traxion 85 II

EAN	8714692623790		Section width	500* mm										
Nominal tyre pressure	2,4 bar		Overall diameter	1950* mm										
Tyre construction	Radial		Static loaded radius	900* mm										
Recommended rim width	DW16L		Rolling circumference	5885* mm										
Permitted rim width	DD16L, W16L, W/DW16A*		SRI	925										
Alternative tyre size	18.4 R 46		Tread depth	49 mm										
			75% of the tyre volume	525 l										
			Tyre pressure (bar)											
			0,60	0,80	1,00	1,20	1,40	1,60	1,80	2,00	2,20	2,40	2,60	2,80
			Load capacity per tyre(kg)											
Speed (km/h)	10L	2950	3350	3760	4160	4570	4895	5175	5490	5720	5915	6155	6375	
	10H	2280	2645	3005	3365	3615	3800	4035	4210	4360	4550			
	25	2365	2745	3120	3490	3750	3940	4190	4370	4525	4720			
	30	2280	2645	3005	3365	3615	3800	4035	4210	4360	4550			
	40			2810	3145	3375	3550	3775	3935	4075	4250			
	50			2810	3145	3375	3550	3775	3935	4075	4250			

For the explanation of the symbols and abbreviations, see the inside of the last page.

* = Calculated values.

TRACTOR TYRES DRIVE RADIAL

520/85 R 46 158 A8/B TL Traxion 85 II

EAN		8714692623837				Section width		535* mm		
Nominal tyre pressure		1,6 bar				Overall diameter		2050* mm		
Tyre construction		Radial				Static loaded radius		930* mm		
Recommended rim width		DW16L				Rolling circumference		6150* mm		
Permitted rim width		DW18L				SRI		975		
Alternative tyre size		20.8 R 46				Tread depth		51 mm		
						75% of the tyre volume		650 l		
		Tyre pressure (bar)								
		0,60	0,80	1,00	1,20	1,40	1,60	1,80	2,00	
		Load capacity per tyre(kg)								
Speed (km/h)	10L	3505	3975	4465	4940	5425	5810	6145	6515	
	10H	2705	3140	3570	3995	4290	4550			
	25	2805	3255	3705	4145	4450	4720			
	30	2705	3140	3570	3995	4290	4550			
	40		2935	3335	3735	4010	4250			
	50		2935	3335	3735	4010	4250			

For the explanation of the symbols and abbreviations, see the inside of the last page.

* = Calculated values.

480/80 R 50 159 A8/B TL Traxion 85 II

EAN		8714692623806				Section width		500* mm					
Nominal tyre pressure		2,4 bar				Overall diameter		2045* mm					
Tyre construction		Radial				Static loaded radius		950* mm					
Recommended rim width		DW16L				Rolling circumference		6225* mm					
Permitted rim width		DWL14L, W/DW15L, W16L				SRI		975					
Alternative tyre size		18.4 R 50				Tread depth		49 mm					
						75% of the tyre volume		550 l					
		Tyre pressure (bar)											
		0,60	0,80	1,00	1,20	1,40	1,60	1,80	2,00	2,20	2,40	2,60	2,80
		Load capacity per tyre(kg)											
Speed (km/h)	10L	3080	3495	3925	4340	4770	5105	5400	5725	5965	6175	6425	6565
	10H	2375	2760	3135	3510	3770	4015	4210	4395	4550	4680		
	25	2465	2860	3255	3640	3910	4165	4370	4560	4720	4855		
	30	2375	2760	3135	3510	3770	4015	4210	4395	4550	4680		
	40			2930	3280	3525	3750	3935	4105	4250	4375		
	50			2930	3280	3525	3750	3935	4105	4250	4375		

For the explanation of the symbols and abbreviations, see the inside of the last page.

* = Calculated values.

TRACTOR TYRES DRIVE BIAS —



FAKTOR-S

THE PERFECT CHOICE
FOR LIGHT TRACTORS

FEATURES

Strong nylon carcass

Wide, long cleats

Sturdy sidewall structure

BENEFITS






Durability, reliability and stability

Very comfortable ride

Resistance to external damage



FAKTOR-S

Ø	Tyre size	TT/TL	PR	Service description	Nominal inflation pressure (bar)		 mm	 mm	 mm	 mm	Pag.
24	9.5 - 24	TT	8	112 A8	2,8	W8	240	1050	490	3150	90
	11.2 - 24	TT	8	116 A8	2,4	DW10	290	1100	515	3305	90
	12.4 - 24	TT	8	121 A8	2,3	W11	315	1160	540	3475	90
	13.6 - 24	TT	8	123 A8	2,0	W12	345	1205	560	3615	90
	14.9 - 24	TT	8	128 A8	1,8	W13	375	1260	590	3780	90
28	11.2 - 28	TT	8	118 A8	2,4	DW10	285	1205	560	3615	91
	12.4 - 28	TT	8	123 A8	2,3	W11	315	1260	590	3780	91
	13.6 - 28	TT	8	125 A8	2,0	W12	340	1305	610	3920	91
	14.9 - 28	TT	8	130 A8	1,8	W13	375	1360	635	4080	91
	16.9 - 28	TT	10	139 A8	2,0	DW15L	430	1435	670	4305	91
30	16.9 - 30	TT	8	137 A8	1,7	DW15L	430	1485	690	4450	92
	18.4 - 30	TT	12	149 A8	1,4	DW16L	465	1545	720	4630	92
32	12.4 - 32	TT	8	125 A8	2,2	W11	315	1360	635	4080	92
34	16.9 - 34	TT	8	139 A8	1,7	DW15L	430	1580	735	4745	92
	18.4 - 34	TT	8	142 A8	1,4	DW16L	465	1645	765	4940	92

For the explanation of the symbols and abbreviations, see the inside of the last page.

TRACTOR TYRES DRIVE BIAS —

9.5 - 24 8 PR / 112 A8 TT FAKTOR-S

EAN	8714692291920	Section width	240 mm
Nominal tyre pressure	2,8 bar	Overall diameter	1050 mm
Tyre construction	Bias	Static loaded radius	490 mm
Recommended rim width	W8	Rolling circumference	3150 mm
Permitted rim width	W7	Load capacity at 10 km/h	1800 kg
Tread depth	29 mm	Load capacity at 30 km/h	1200 kg
EAN Tube	8714692320576	Load capacity at 40 km/h	1120 kg

11.2 - 24 8 PR / 116 A8 TT FAKTOR-S

EAN	8714692291937	Section width	290 mm
Nominal tyre pressure	2,4 bar	Overall diameter	1100 mm
Tyre construction	Bias	Static loaded radius	515 mm
Recommended rim width	DW10	Rolling circumference	3305 mm
Permitted rim width	W9, W10	Load capacity at 10 km/h	2010 kg
Tread depth	29 mm	Load capacity at 30 km/h	1340 kg
EAN Tube	8714692285646	Load capacity at 40 km/h	1250 kg

12.4 - 24 8 PR / 121 A8 TT FAKTOR-S

EAN	8714692291944	Section width	315 mm
Nominal tyre pressure	2,3 bar	Overall diameter	1160 mm
Tyre construction	Bias	Static loaded radius	540 mm
Recommended rim width	W11	Rolling circumference	3475 mm
Permitted rim width	W9, W/DW10	Load capacity at 10 km/h	2325 kg
Tread depth	33 mm	Load capacity at 30 km/h	1550 kg
EAN Tube	8714692285653	Load capacity at 40 km/h	1450 kg

13.6 - 24 8 PR / 123 A8 TT FAKTOR-S

EAN	8714692319686	Section width	345 mm
Nominal tyre pressure	2,0 bar	Overall diameter	1205 mm
Tyre construction	Bias	Static loaded radius	560 mm
Recommended rim width	W12	Rolling circumference	3615 mm
Permitted rim width	W11, W12L	Load capacity at 10 km/h	2490 kg
Tread depth	36 mm	Load capacity at 30 km/h	1660 kg
EAN Tube	8714692285660	Load capacity at 40 km/h	1550 kg

14.9 - 24 8 PR / 128 A8 TT FAKTOR-S

EAN	8714692291951	Section width	375 mm
Nominal tyre pressure	1,8 bar	Overall diameter	1260 mm
Tyre construction	Bias	Static loaded radius	590 mm
Recommended rim width	W13	Rolling circumference	3780 mm
Permitted rim width	W11, W12(L), DW13(L)	Load capacity at 10 km/h	2890 kg
Tread depth	36 mm	Load capacity at 30 km/h	1925 kg
EAN Tube	8714692285677	Load capacity at 40 km/h	1800 kg

TRACTOR TYRES — DRIVE BIAS

11.2 - 28 8 PR / 118 A8 TT FAKTOR-S

EAN	8714692291968	Section width	285 mm
Nominal tyre pressure	2,4 bar	Overall diameter	1205 mm
Tyre construction	Bias	Static loaded radius	560 mm
Recommended rim width	DW10	Rolling circumference	3615 mm
Permitted rim width	W9, W10	Load capacity at 10 km/h	2115 kg
Tread depth	34 mm	Load capacity at 30 km/h	1410 kg
EAN Tube	8714692285684	Load capacity at 40 km/h	1320 kg

12.4 - 28 8 PR / 123 A8 TT FAKTOR-S

EAN	8714692291975	Section width	315 mm
Nominal tyre pressure	2,3 bar	Overall diameter	1260 mm
Tyre construction	Bias	Static loaded radius	590 mm
Recommended rim width	W11	Rolling circumference	3780 mm
Permitted rim width	W9, W/DW10	Load capacity at 10 km/h	2490 kg
Tread depth	33 mm	Load capacity at 30 km/h	1660 kg
EAN Tube	8714692285691	Load capacity at 40 km/h	1550 kg

13.6 - 28 8 PR / 125 A8 TT FAKTOR-S

EAN	8714692291982	Section width	340 mm
Nominal tyre pressure	2,0 bar	Overall diameter	1305 mm
Tyre construction	Bias	Static loaded radius	610 mm
Recommended rim width	W12	Rolling circumference	3920 mm
Permitted rim width	W11, W12L	Load capacity at 10 km/h	2650 kg
Tread depth	36 mm	Load capacity at 30 km/h	1765 kg
EAN Tube	8714692285707	Load capacity at 40 km/h	1650 kg

14.9 - 28 8 PR / 130 A8 TT FAKTOR-S

EAN	8714692291999	Section width	375 mm
Nominal tyre pressure	1,8 bar	Overall diameter	1360 mm
Tyre construction	Bias	Static loaded radius	635 mm
Recommended rim width	W13	Rolling circumference	4080 mm
Permitted rim width	W11, W12(L), DW13(L)	Load capacity at 10 km/h	3055 kg
Tread depth	36 mm	Load capacity at 30 km/h	2035 kg
EAN Tube	8714692285714	Load capacity at 40 km/h	1900 kg

16.9 - 28 10 PR / 139 A8 TT FAKTOR-S

EAN	8714692322273	Section width	430 mm
Nominal tyre pressure	2,0 bar	Overall diameter	1435 mm
Tyre construction	Bias	Static loaded radius	670 mm
Recommended rim width	DW15L	Rolling circumference	4305 mm
Permitted rim width	W/DW14L, W15L	Load capacity at 10 km/h	3900 kg
Tread depth	37 mm	Load capacity at 30 km/h	2600 kg
EAN Tube	8714692331374	Load capacity at 40 km/h	2430 kg

TRACTOR TYRES DRIVE BIAS —

16.9 - 30 8 PR / 137 A8 TT FAKTOR-S

EAN	8714692292002	Section width	430 mm
Nominal tyre pressure	1,7 bar	Overall diameter	1485 mm
Tyre construction	Bias	Static loaded radius	690 mm
Recommended rim width	DW15L	Rolling circumference	4450 mm
Permitted rim width	W/DW14L, W15L	Load capacity at 10 km/h	3690 kg
Tread depth	39 mm	Load capacity at 30 km/h	2460 kg
EAN Tube	8714692239816	Load capacity at 40 km/h	2300 kg

18.4 - 30 12 PR / 149 A8 TT FAKTOR-S

EAN	8714692292026	Section width	465 mm
Nominal tyre pressure	2,3 bar	Overall diameter	1545 mm
Tyre construction	Bias	Static loaded radius	720 mm
Recommended rim width	DW16L	Rolling circumference	4630 mm
Permitted rim width	W/DW15L, W16L	Load capacity at 10 km/h	5220 kg
Tread depth	41 mm	Load capacity at 30 km/h	3480 kg
EAN Tube	8714692320583	Load capacity at 40 km/h	3250 kg

12.4 - 32 8 PR / 125 A8 TT FAKTOR-S

EAN	8714692292033	Section width	315 mm
Nominal tyre pressure	2,2 bar	Overall diameter	1360 mm
Tyre construction	Bias	Static loaded radius	635 mm
Recommended rim width	W11	Rolling circumference	4080 mm
Permitted rim width	W9, W/DW10	Load capacity at 10 km/h	2650 kg
Tread depth	33 mm	Load capacity at 30 km/h	1765 kg
EAN Tube	8714692239823	Load capacity at 40 km/h	1650 kg

16.9 - 34 8 PR / 139 A8 TT FAKTOR-S

EAN	8714692292040	Section width	430 mm
Nominal tyre pressure	1,7 bar	Overall diameter	1580 mm
Tyre construction	Bias	Static loaded radius	735 mm
Recommended rim width	DW15L	Rolling circumference	4745 mm
Permitted rim width	W/DW14L, W15L	Load capacity at 10 km/h	3900 kg
Tread depth	39 mm	Load capacity at 30 km/h	2600 kg
EAN Tube	8714692239830	Load capacity at 40 km/h	2430 kg

18.4 - 34 8 PR / 142 A8 TT FAKTOR-S

EAN	8714692292057	Section width	465 mm
Nominal tyre pressure	1,4 bar	Overall diameter	1645 mm
Tyre construction	Bias	Static loaded radius	765 mm
Recommended rim width	DW16L	Rolling circumference	4940 mm
Permitted rim width	W/DW15L, W16L	Load capacity at 10 km/h	4255 kg
Tread depth	41 mm	Load capacity at 30 km/h	2835 kg
EAN Tube	8714692239847	Load capacity at 40 km/h	2650 kg

TRACTOR TYRES — DRIVE BIAS



TRACTOR TYRES FRONT



LUG RING

FRONT TYRE FOR
LAND AND ROAD

FEATURES

Robust shoulder bars

Wide tread





Good rolling capacity

BENEFITS

Protection against punctures

Large tread surface

Also suitable for planting & sowing machines

Ø	Tyre size	TT/TL	PR	Service description	Nominal inflation pressure (bar)		 mm	 mm	 mm	Pag.
16	5.50 - 16	TT	6	86 A8	3,75	4.00E	160	720	340	95
	6.00 - 16	TT	6	88 A8	3,40	4.50E	175	750	355	95
	6.50 - 16	TT	6	91 A8	3,20	4.50E	185	780	375	95
	7.50 - 16	TT	6	98 A8	2,80	5.50F	210	825	390	95
18	7.50 - 18	TT	8	106 A8	3,75	5.50F	215	880	415	95
19	6.00 - 19	TT	6	93 A8	3,40	4.50E	170	830	390	96

For the explanation of the symbols and abbreviations, see the inside of the last page.

LUG RING

5.50 - 16 6 PR / 86 A8 TT LUG RING

EAN	8714692052095	Section width	160 mm
Nominal tyre pressure	3,8 bar	Overall diameter	720 mm
Tyre construction	Bias	Static loaded radius	340 mm
Recommended rim width	4.00E	Load capacity at 30 km/h	590 kg
Permitted rim width	3.50D, 4.50E	Load capacity at 40 km/h	530 kg
EAN Tube	8714692239137	Tread depth	13 mm

6.00 - 16 6 PR / 88 A8 TT LUG RING

EAN	8714692052118	Section width	175 mm
Nominal tyre pressure	3,4 bar	Overall diameter	750 mm
Tyre construction	Bias	Static loaded radius	355 mm
Recommended rim width	4.50E	Load capacity at 30 km/h	620 kg
Permitted rim width	4.00E, 5.00F	Load capacity at 40 km/h	560 kg
EAN Tube	8714692239137	Tread depth	15 mm

6.50 - 16 6 PR / 91 A8 TT LUG RING

EAN	8714692052132	Section width	185 mm
Nominal tyre pressure	3,2 bar	Overall diameter	780 mm
Tyre construction	Bias	Static loaded radius	375 mm
Recommended rim width	4.50E	Load capacity at 30 km/h	680 kg
Permitted rim width	4.00E, 5.00F, 5.50F	Load capacity at 40 km/h	615 kg
EAN Tube	8714692239144	Tread depth	17 mm

7.50 - 16 6 PR / 98 A8 TT LUG RING

EAN	8714692052156	Section width	210 mm
Nominal tyre pressure	2,8 bar	Overall diameter	825 mm
Tyre construction	Bias	Static loaded radius	390 mm
Recommended rim width	5.50F	Load capacity at 30 km/h	830 kg
Permitted rim width	5.00F, 6.00F	Load capacity at 40 km/h	750 kg
EAN Tube	8714692239151	Tread depth	20 mm

7.50 - 18 8 PR / 106 A8 TT LUG RING

EAN	8714692052194	Section width	215 mm
Nominal tyre pressure	3,8 bar	Overall diameter	880 mm
Tyre construction	Bias	Static loaded radius	415 mm
Recommended rim width	5.50F	Load capacity at 30 km/h	1055 kg
Permitted rim width		Load capacity at 40 km/h	950 kg
EAN Tube	8714692239199	Tread depth	20 mm

TRACTOR TYRES

FRONT

6.00 - 19 6 PR / 93 A8 TT LUG RING

EAN	8714692052217	Section width	170 mm
Nominal tyre pressure	3,4 bar	Overall diameter	830 mm
Tyre construction	Bias	Static loaded radius	390 mm
Recommended rim width	4.50E	Load capacity at 30 km/h	720 kg
Permitted rim width	4.00E, 5.00F	Load capacity at 40 km/h	650 kg
EAN Tube	8714692239700	Tread depth	15 mm



FAKTOR-F

THE TRACTOR FRONT TYRE
FOR THE COST CONSCIOUS FARMER



FEATURES

- Wide longitudinal grooves
- Strong nylon carcass
- A8-rated

BENEFITS

- Good self-cleaning
- Good resistance to peak loads, e.g. using front loader
- Suitable for driving speeds up to 40 km/h

Ø	Tyre size	TT/TL	PR	Service description	Nominal inflation pressure (bar)		 mm	 mm	 mm	Pag.
15	5.00 - 15	TT	6	82 A8	3,7	4.00 E	140	655	310	98
15.3	11.5/80 - 15.3	TT	8	119 A8	2,7	9.00	300	875	400	98
16	5.50 - 16	TT	6	86 A8	3,7	4.00 E	155	715	335	98
	6.00 - 16	TT	8	94 A8	4,5	4.50 E	170	735	345	98
	6.50 - 16	TT	8	98 A8	4,2	4.50 E	180	765	365	98
	7.50 - 16	TT	8	103 A8	3,7	5.50 F	205	815	385	99
	9.00 - 16	TT	10	116 A8	4,0	W8	265	885	420	99
	10.00 - 16	TT	8	115 A8	2,8	W8	280	910	425	99
11.00 - 16	TT	10	122 A8	3,1	W10L	330	975	455	99	
18	7.50 - 18	TT	8	106 A8	3,7	5.50 F	205	860	400	99
19	4.00 - 19	TT	4	72 A8	3,4	3.00 D	110	715	340	100
20	7.50 - 20	TT	8	109 A8	3,4	5.50 F	205	920	435	100

For the explanation of the symbols and abbreviations, see the inside of the last page.

TRACTOR TYRES

FRONT

5.00 - 15 6 PR / 82 A8 TT FAKTOR-F

EAN	8714692335075	Section width	140 mm
Nominal tyre pressure	3,7 bar	Overall diameter	655 mm
Tyre construction	Bias	Static loaded radius	305 mm
Recommended rim width	4.00E	Load capacity at 30 km/h	525 kg
Permitted rim width	3.00D, 4J, 4.5J	Load capacity at 40 km/h	475 kg
		Tread depth	11 mm

11.5/80 - 15.3 8 PR 119 A8 TT FAKTOR-F

EAN	8714692805776	Section width	300 mm
Nominal tyre pressure	2,7 bar	Overall diameter	860 mm
Tyre construction	Bias	Static loaded radius	425 mm
Recommended rim width	9.00	Load capacity at 30 km/h	1510 kg
		Load capacity at 40 km/h	1360 kg
EAN Tube	8714692239014	Tread depth	18 mm

5.50 - 16 6 PR / 86 A8 TT FAKTOR-F

EAN	8714692327278	Section width	155 mm
Nominal tyre pressure	3,7 bar	Overall diameter	715 mm
Tyre construction	Bias	Static loaded radius	335 mm
Recommended rim width	4.00E	Load capacity at 30 km/h	585 kg
Permitted rim width	3.50D, 4.50E	Load capacity at 40 km/h	530 kg
EAN Tube	8714692239137	Tread depth	13 mm

6.00 - 16 8 PR / 94 A8 TT FAKTOR-F

EAN	8714692327315	Section width	170 mm
Nominal tyre pressure	4,5 bar	Overall diameter	735 mm
Tyre construction	Bias	Static loaded radius	345 mm
Recommended rim width	4.50E	Load capacity at 30 km/h	740 kg
Permitted rim width	4.00E, 5.00F	Load capacity at 40 km/h	670 kg
EAN Tube	8714692239137	Tread depth	13 mm

6.50 - 16 8 PR / 98 A8 TT FAKTOR-F

EAN	8714692335082	Section width	180 mm
Nominal tyre pressure	4,2 bar	Overall diameter	765 mm
Tyre construction	Bias	Static loaded radius	355 mm
Recommended rim width	4.50E	Load capacity at 30 km/h	830 kg
Permitted rim width	4.00E, 5.00F, 5.50F	Load capacity at 40 km/h	750 kg
EAN Tube	8714692239144	Tread depth	16 mm

TRACTOR TYRES FRONT

7.50 - 16 8 PR / 103 A8 TT FAKTOR-F

EAN	8714692327353	Section width	205 mm
Nominal tyre pressure	3,7 bar	Overall diameter	810 mm
Tyre construction	Bias	Static loaded radius	380 mm
Recommended rim width	5.50F	Load capacity at 30 km/h	970 kg
Permitted rim width	5.00F,6.00F	Load capacity at 40 km/h	875 kg
EAN Tube	8714692239151	Tread depth	18 mm

9.00 - 16 10 PR 116 A8 TT FAKTOR-F

EAN	8714692335105	Section width	260 mm
Nominal tyre pressure	4,0 bar	Overall diameter	870 mm
Tyre construction	Bias	Static loaded radius	400 mm
Recommended rim width	W8	Load capacity at 30 km/h	1385 kg
Permitted rim width	6.00F,W8L	Load capacity at 40 km/h	1250 kg
EAN Tube	8714692239168	Tread depth	22 mm

10.00 - 16 8 PR / 115 A8 TT FAKTOR-F

EAN	8714692327377	Section width	280 mm
Nominal tyre pressure	2,8 bar	Overall diameter	905 mm
Tyre construction	Bias	Static loaded radius	425 mm
Recommended rim width	W8	Load capacity at 30 km/h	1345 kg
Permitted rim width	W8L	Load capacity at 40 km/h	1215 kg
EAN Tube	8714692239175	Tread depth	21 mm

11.00 - 16 10 PR / 122 A8 TT FAKTOR-F

EAN	8714692335099	Section width	330 mm
Nominal tyre pressure	3,1 bar	Overall diameter	975 mm
Tyre construction	Bias	Static loaded radius	455 mm
Recommended rim width	W10L	Load capacity at 30 km/h	1665 kg
Permitted rim width	W8, W8L	Load capacity at 40 km/h	1500 kg
EAN Tube	8714692239182	Tread depth	22 mm

7.50 - 18 8 PR / 106 A8 TT FAKTOR-F

EAN	8714692327414	Section width	205 mm
Nominal tyre pressure	3,7 bar	Overall diameter	860 mm
Tyre construction	Bias	Static loaded radius	400 mm
Recommended rim width	5.50F	Load capacity at 30 km/h	1050 kg
Permitted rim width		Load capacity at 40 km/h	950 kg
EAN Tube	8714692239199	Tread depth	18 mm



TRACTOR TYRES

FRONT

4.00 - 19 4 PR / 72 A8 TT FAKTOR-F

EAN	8714692327438	Section width	110 mm
Nominal tyre pressure	3,4 bar	Overall diameter	715 mm
Tyre construction	Bias	Static loaded radius	335 mm
Recommended rim width	3.00D	Load capacity at 30 km/h	390 kg
Permitted rim width		Load capacity at 40 km/h	355 kg
		Tread depth	10 mm

7.50 - 20 8 PR / 109 A8 TT FAKTOR-F

EAN	8714692327452	Section width	205 mm
Nominal tyre pressure	3,4 bar	Overall diameter	915 mm
Tyre construction	Bias	Static loaded radius	425 mm
Recommended rim width	5.50F	Load capacity at 30 km/h	1140 kg
Permitted rim width	5.00F	Load capacity at 40 km/h	1030 kg
EAN Tube	8714692239717	Tread depth	18 mm



HARVESTER TYRES

DRIVE WHEEL

Pag.

Traxion Harvest	102
Traxion Optimall	108
TraxionXXL	109

STEERING WHEEL

Traxion Harvest	110
Traxion Versa	116
TraxionXXL / Traxion 65	117



HARVESTER TYRES DRIVE WHEEL —



TRAXION HARVEST

PROVIDING HIGHEST PRODUCTIVITY
WITH MODERN HARVESTING EQUIPMENT

FEATURES






- Unique curved cleats
- Strong yet flexible carcass
- CHO technology

BENEFITS

- High traction, stability & comfort
- High load capacity and durability
- Maximum soil preservation



TRAXION HARVEST

Ø	Tyre size	Service description	Nominal inflation pressure (bar)		 mm	 mm	 mm	 mm	Pag.
32	680/85 R 32	179 A8/B	3,2	DW21B	670	1950	875	5805	104
	800/65 R 32	172 A8/B	2,4	DW27B	770	1830	835	5450	104
	800/65 R 32	178 A8/B	3,2	DW27B	760	1840	835	5500	105
	800/70 R 32	175 A8/B	2,4	DW27B	770	1925	870	5700	105
	800/70 R 32	181 A8/B	3,2	DW27B	780	1925	870	5700	106
	900/60 R 32	181 A8/B	3,2	DW27B	835	1885	850	5610	106
38	800/70 R 38 CHO	181 D	2,8	DW25B	755	2050	920	6080	107

For the explanation of the symbols and abbreviations, see the inside of the last page.



HARVESTER TYRES DRIVE WHEEL

680/85 R 32 179 A8/B TL TRAXION HARVEST

EAN		8714692344886					Section width		670 mm			
Nominal tyre pressure		3,2 bar					Overall diameter		1950 mm			
Tyre construction		Radial					Static loaded radius		875 mm			
Recommended rim width		DW21B					Rolling circumference		5805 mm			
Permitted rim width		DW20B, DW23B					SRI		925			
							Tread depth		44 mm			
							75% of the tyre volume		755 l			
		Tyre pressure (bar)										
		0,80	1,20	1,60	2,00	2,40	2,80	3,20	3,60	4,00		
		Load capacity per tyre(kg)										
Speed (km/h)	10C	5990	7125	8280	9575	10325	11050	11665	12510	13175		
	10L	5285	6290	7305	8450	9110	9750	10295	11035	11625		
	10H	4190	4970	5830	6485	6955	7565	8295				
	25	4345	5160	6050	6725	7215	7850	8605				
	30	4190	4970	5830	6485	6955	7565	8295				
	40		4645	5450	6060	6500	7070	7750				
	50		4645	5450	6060	6500	7070	7750				

For the explanation of the symbols and abbreviations, see the inside of the last page.

800/65 R 32 172 A8/B TL TRAXION HARVEST

EAN		8714692309656					Section width		770 mm				
Nominal tyre pressure		2,4 bar					Overall diameter		1830 mm				
Tyre construction		Radial					Static loaded radius		835 mm				
Recommended rim width		DW27B					Rolling circumference		5450 mm				
Permitted rim width		DW25B					SRI		875				
							Tread depth		56 mm				
							75% of the tyre volume		747 l				
		Tyre pressure (bar)											
		0,60	0,80	1,00	1,20	1,40	1,60	1,80	2,00	2,20	2,40	2,60	2,80
		Load capacity per tyre(kg)											
Speed (km/h)	10C	5145	5895	6570	7000	7550	8065	8600	9135	9530	9970	10410	10710
	10L	4540	5200	5800	6270	6890	7370	7775	8255	8405	8795	9185	9450
	10H	3530	4120	4530	4995	5395	5830	5950	6245	6505	6740		
	25	3665	4275	4700	5185	5595	6050	6170	6475	6750	6995		
	30	3530	4120	4530	4995	5395	5830	5950	6245	6505	6740		
	40			4235	4670	5040	5450	5560	5835	6080	6300		
	50			4235	4670	5040	5450	5560	5835	6080	6300		

For the explanation of the symbols and abbreviations, see the inside of the last page.

HARVESTER TYRES — DRIVE WHEEL

800/65 R 32 178 A8/B TL TRAXION HARVEST

EAN		8714692336652					Section width		760 mm			
Nominal tyre pressure		3,2 bar					Overall diameter		1840 mm			
Tyre construction		Radial					Static loaded radius		835 mm			
Recommended rim width		DW27B					Rolling circumference		5500 mm			
Permitted rim width		DW25B					SRI		875			
							Tread depth		56 mm			
							75% of the tyre volume		737 l			
		Tyre pressure (bar)										
		0,80	1,20	1,60	2,00	2,40	2,80	3,20	3,60	4,00		
		Load capacity per tyre(kg)										
Speed (km/h)	10C	5895	7000	8065	9135	9970	10710	11370	12185	12750		
	10L	5200	6270	7370	8255	8795	9450	10035	10750	11250		
	10H	4120	4995	5830	6245	6740	7375	8025				
	25	4275	5185	6050	6475	6995	7650	8325				
	30	4120	4995	5830	6245	6740	7375	8025				
	40		4670	5450	5835	6300	6890	7500				
	50		4670	5450	5835	6300	6890	7500				

For the explanation of the symbols and abbreviations, see the inside of the last page.

800/70 R 32 175 A8/B TL TRAXION HARVEST

EAN		8714692309670					Section width		770 mm				
Nominal tyre pressure		2,4 bar					Overall diameter		1925 mm				
Tyre construction		Radial					Static loaded radius		870 mm				
Recommended rim width		DW27B					Rolling circumference		5700 mm				
Permitted rim width		DW30B					SRI		925				
							Tread depth		56 mm				
							75% of the tyre volume		844 l				
		Tyre pressure (bar)											
		0,60	0,80	1,00	1,20	1,40	1,60	1,80	2,00	2,20	2,40	2,60	2,80
		Load capacity per tyre(kg)											
Speed (km/h)	10C	5660	6480	7305	7710	8330	8960	9685	10360	10790	11170	11620	11730
	10L	4990	5720	6445	6805	7350	7905	8545	9140	9520	9855	10255	10350
	10H	3885	4530	4915	5380	5895	6420	6725	7015	7265	7385		
	25	4030	4700	5100	5580	6115	6660	6975	7275	7535	7660		
	30	3885	4530	4915	5380	5895	6420	6725	7015	7265	7385		
	40			4595	5025	5510	6000	6285	6555	6790	6900		
	50			4595	5025	5510	6000	6285	6555	6790	6900		

For the explanation of the symbols and abbreviations, see the inside of the last page.

HARVESTER TYRES DRIVE WHEEL

800/70 R 32 181 A8/B TL TRAXION HARVEST

EAN		8714692309694					Section width		780 mm		
Nominal tyre pressure		3,2 bar					Overall diameter		1925 mm		
Tyre construction		Radial					Static loaded radius		870 mm		
Recommended rim width		DW27B					Rolling circumference		5700 mm		
Permitted rim width		DW30B					SRI		925		
							Tread depth		56 mm		
							75% of the tyre volume		856 l		
		Tyre pressure (bar)									
		0,80	1,20	1,60	2,00	2,40	2,80	3,20	3,60	4,00	
		Load capacity per tyre(kg)									
Speed (km/h)	10C	6480	7710	8960	10360	11170	11730	12620	13530	14025	
	10L	5720	6805	7905	9140	9855	10350	11135	11940	12375	
	10H	4530	5380	6420	7015	7385	8185	8830			
	25	4700	5580	6660	7275	7660	8490	9160			
	30	4530	5380	6420	7015	7385	8185	8830			
	40			6000	6555	6900	7650	8250			
50			6000	6555	6900	7650	8250				

For the explanation of the symbols and abbreviations, see the inside of the last page.

900/60 R 32 181 A8/B TL TRAXION HARVEST

EAN		8714692309731					Section width		835 mm		
Nominal tyre pressure		2,4 bar					Overall diameter		1885 mm		
Tyre construction		Radial					Static loaded radius		850 mm		
Recommended rim width		DW27B					Rolling circumference		5610 mm		
Permitted rim width		DW28B, DW30B					SRI		925		
							Tread depth		56 mm		
							75% of the tyre volume		870 l		
		Tyre pressure (bar)									
		0,80	1,20	1,60	2,00	2,40	2,80	3,20	3,60	4,00	
		Load capacity per tyre(kg)									
Speed (km/h)	10C	6600	7845	9040	10235	11170	12070	12740	13650	14025	
	10L	5825	6920	7975	9030	9855	10650	11240	12045	12375	
	10H	4615	5465	6205	6995	7595	8260	8830			
	25	4790	5670	6440	7255	7880	8570	9160			
	30	4615	5465	6205	6995	7595	8260	8830			
	40		5110	5800	6535	7100	7720	8250			
50		5110	5800	6535	7100	7720	8250				

For the explanation of the symbols and abbreviations, see the inside of the last page.

HARVESTER TYRES — DRIVE WHEEL

800/70 R 38 CHO 181 D TL TRAXION HARVEST

EAN		8714692344916				Section width		755 mm					
Nominal tyre pressure		2,8 bar				Overall diameter		2050 mm					
Tyre construction		Radial				Static loaded radius		920 mm					
Recommended rim width		DW25B				Rolling circumference		6080 mm					
Permitted rim width		DW27B				SRI		975					
						Tread depth		57 mm					
						75% of the tyre volume		887 l					
		Tyre pressure (bar)											
		0,80	1,00	1,20	1,40	1,60	1,80	2,00	2,20	2,40	2,60	2,80	
		Load capacity per tyre(kg)											
Speed (km/h)	10C	8180	8870	9705	10635	11700	12135	12655	13105	13500	14550	14850	
	15C	7495	8130	8900	9750	10725	11120	11605	12015	12375	13340	13615	
	25	5385	5840	6390	7000	7705	7990	8335	8630	8890	9580	9775	
	30	5225	5665	6200	6795	7475	7750	8085	8375	8625	9295	9490	
	40	4975	5395	5905	6470	7120	7380	7700	7975	8215	8855	9035	
	50	4770	5175	5660	6205	6825	7080	7385	7645	7875	8490	8665	
	65		4925	5390	5910	6500	6740	7030	7280	7500	8085	8250	
	70		4485	4905	5375	5915	6135	6400	6625	6825	7355	7510	

For the explanation of the symbols and abbreviations, see the inside of the last page.



HARVESTER TYRES DRIVE WHEEL —



TRAXION OPTIMAL

THE NEXT GENERATION VF TYRE

FEATURES

Innovative carcass construction enabling up to 25% lower inflation pressure in the field

Traxion concept with unique tread compound and high rubber content for 30% better wear resistance

10% higher radial stiffness**

BENEFITS

7%* higher productivity and 7%* lower fuel consumption
15%** larger footprint for less soil compaction and higher yield






30% longer life***

Maximum stability at heavy road transport

* According to tests conducted by DLG, compared to premium European IF competitor tyre.

** According to measurements by Vredestein testing dept, compared to premium European VF competitor tyre.

*** According to Vredestein R&D compared to premium European IF and VF competitor tyres.

Ø	Tyre size	Service description	Nominal inflation pressure (bar)		 mm	 mm	 mm	 mm	Pag.
38	VF 650/85 R 38	182 D	2,0	DW23B	680	2065	885	6070	22
	VF 710/70 R 38 NRO	181 D	2,0	DW25B	735	1945	840	5720	24
	VF 800/70 R 38	187 D	2,0	DW27B	805	2060	900	6100	24
42	VF 650/85 R 42	183 D	2,0	DW23B	665	2165	935	6380	25
	VF 710/70 R 42	182 D	2,0	DW25B	730	2060	910	6110	26
	VF 710/75 R 42	184 D	2,0	DW25B	730	2160	965	6390	27
	VF 800/70 R 42	189 D	2,0	DW27B	800	2165	930	6380	27
	VF 900/60 R 42 NRO	189 D	2,0	DW30B	875	2145	920	6315	28
44	VF 750/70 R 44	186 D	2,0	DW25B	760	2185	940	6500	29

For the explanation of the symbols and abbreviations, see the inside of the last page.

HARVESTER TYRES — DRIVE WHEEL



TRAXION^{XXL}

OFFERING HIGHEST EFFICIENCY AND
LONGEST LIFE FOR HIGH HP TRACTORS

FEATURES

Unique curved cleats and compound properties

Dedicated traction and comfort zone

Largest volume






BENEFITS

Extended lifespan

Maximized traction and excellent comfort

High load capacity



Ø	Tyre size	Service description	Nominal inflation pressure (bar)		 mm	 mm	 mm	 mm	Pag.
38	710/70 R 38	171 D	2,4	DW23B	730	1930	870	5760	37
	710/75 R 38	174 D	2,4	DW23B	715	2000	910	5950	38
	800/70 R 38	178 D	2,4	DW25B	825	2065	940	6160	38
	900/60 R 38	178 D	2,4	DW27B	870	2040	925	6100	39
42	710/70 R 42	173 D	2,4	DW23B	730	2060	940	6140	39
	710/75 R 42	175 D	2,4	DW23B	735	2150	980	6395	40

For the explanation of the symbols and abbreviations, see the inside of the last page.

HARVESTER TYRES STEERING WHEEL -



TRAXION HARVEST

PROVIDING HIGHEST PRODUCTIVITY
WITH MODERN HARVESTING EQUIPMENT

FEATURES






- Unique curved cleats
- Strong yet flexible carcass
- IMP technology

BENEFITS

- High traction, stability & comfort
- High load capacity and durability
- Maximum soil preservation












TRAXION HARVEST

Ø	Tyre size	Service description	Nominal inflation pressure (bar)						Pag.
24	460/70 R 24 IMP	163 A8	3,2	W15L	455	1235	555	3745	111
	500/70 R 24 IMP	164 A8	2,8	W15L	480	1305	580	3925	112
	500/85 R 24 IMP	171 A8	2,8	W15L	505	1450	645	4360	112
28	500/80 R 28 IMP	176 A8	3,2	W15L	490	1490	665	4520	113
	600/65 R 28 IMP	168 A8	2,0	DW18L	580	1470	650	4300	113
30	500/85 R 30 IMP	176 A8	2,8	W16L	505	1600	715	4750	114
	620/70 R 30 IMP	178 A8	2,8	DW20B	590	1600	715	4760	114

For the explanation of the symbols and abbreviations, see the inside of the last page.



460/70 R 24 IMP 163 A8 / 151 A8 TL TRAXION HARVEST

EAN	8714692335426				Section width	455 mm			
Nominal tyre pressure	3,2 bar				Overall diameter	1235 mm			
Tyre construction	Radial				Static loaded radius	555 mm			
Recommended rim width	W15L				Rolling circumference	3745 mm			
Permitted rim width	W14L, W16L				SRI	600			
Very important: When these are fitted on a steered axle, see***					Tread depth	34 mm			
					75% of the tyre volume	169 l			
		Tyre pressure (bar)							
		0,80	1,20	1,60	2,00	2,40	2,80	3,20	
		Load capacity per tyre(kg)							
Speed (km/h)	10 	2805	3610	4410	5110	5600	6125	6825	
	10 	1965	2525	3050	3605	3920	4305	4830	
	25 	2385	3070	3750	4345	4760	5205	5800	
	25 	1670	2145	2595	3065	3330	3660	4105	
	30 	2245	2885	3530	4090	4480	4900	5460	
	30 	1570	2020	2440	2885	3135	3445	3865	
	40 	2005	2580	3150	3650	4000	4375	4875	
	40 	1405	1805	2180	2575	2800	3075	3450	
	50 	1805	2320	2835	3285	3600	3940	4390	

For the explanation of the symbols and abbreviations, see the inside of the last page.

HARVESTER TYRES STEERING WHEEL -

500/70 R 24 IMP 164 A8 / 155 A8 TL TRAXION HARVEST

EAN	8714692335433		Section width	480 mm			
Nominal tyre pressure	2,8 bar		Overall diameter	1305 mm			
Tyre construction	Radial		Static loaded radius	580 mm			
Recommended rim width	W15L		Rolling circumference	3925 mm			
Permitted rim width	W16L		SRI	625			
Very important: When these are fitted on a steered axle, see***			Tread depth	37 mm			
			75% of the tyre volume	211 l			
		Tyre pressure (bar)					
		0,80	1,20	1,60	2,00	2,40	2,80
		Load capacity per tyre(kg)					
Speed (km/h)	10	3200	4115	4970	5775	6475	7000
	10	2480	3190	3920	4550	4970	5425
	25	2720	3495	4225	4910	5505	5950
	25	2110	2710	3330	3870	4225	4610
	30	2560	3290	3975	4620	5180	5600
	30	1985	2550	3135	3640	3975	4340
	40	2285	2940	3550	4125	4625	5000
	40	1770	2275	2800	3250	3550	3875
50	2055	2645	3195	3715	4165	4500	

For the explanation of the symbols and abbreviations, see the inside of the last page.

500/85 R 24 IMP 171 A8 / 158 A8 TL TRAXION HARVEST

EAN	8714692335440		Section width	505 mm			
Nominal tyre pressure	2,8 bar		Overall diameter	1450 mm			
Tyre construction	Radial		Static loaded radius	645 mm			
Recommended rim width	W15L		Rolling circumference	4360 mm			
Permitted rim width	W16L		SRI	700			
Very important: When these are fitted on a steered axle, see***			Tread depth	37 mm			
			75% of the tyre volume	302 l			
		Tyre pressure (bar)					
		0,80	1,20	1,60	2,00	2,40	2,80
		Load capacity per tyre(kg)					
Speed (km/h)	10	3830	4925	5950	6650	7630	8610
	10	2680	3445	4200	4690	5250	5950
	25	3255	4185	5060	5655	6485	7320
	25	2280	2930	3570	3985	4465	5060
	30	3065	3940	4760	5320	6105	6890
	30	2145	2755	3360	3750	4200	4760
	40	2735	3515	4250	4750	5450	6150
	40	1915	2460	3000	3350	3750	4250
50	2460	3165	3825	4275	4905	5535	

For the explanation of the symbols and abbreviations, see the inside of the last page.

HARVESTER TYRES -STEERING WHEEL

500/80 R 28 IMP 176 A8 / 164 A8 TL TRAXION HARVEST

EAN	8714692335457	Section width	490 mm					
Nominal tyre pressure	3,2 bar	Overall diameter	1490 mm					
Tyre construction	Radial	Static loaded radius	665 mm					
Recommended rim width	W15L	Rolling circumference	4520 mm					
Permitted rim width	W16L	SRI	725					
Very important: When these are fitted on a steered axle, see***		Tread depth	37 mm					
		75% of the tyre volume	283 l					
		Tyre pressure (bar)						
		0,80	1,20	1,60	2,00	2,40	2,80	3,20
		Load capacity per tyre(kg)						
Speed (km/h)	10	3855	4960	6125	7000	8120	9100	9940
	10	2740	3520	4305	4970	5775	6475	7000
	25	3280	4215	5205	5950	6900	7735	8450
	25	2330	2995	3660	4225	4910	5505	5950
	30	3085	3965	4900	5600	6495	7280	7950
	30	2190	2815	3445	3975	4620	5180	5600
	40	2755	3540	4375	5000	5800	6500	7100
	40	1955	2515	3075	3550	4125	4625	5000
	50	2480	3190	3940	4500	5220	5850	6390

For the explanation of the symbols and abbreviations, see the inside of the last page.

600/65 R 28 IMP 168 A8 / 156 A8 TL TRAXION HARVEST

EAN	8714692335471	Section width	580 mm			
Nominal tyre pressure	2,0 bar	Overall diameter	1470 mm			
Tyre construction	Radial	Static loaded radius	650 mm			
Recommended rim width	DW18L	Rolling circumference	4300 mm			
Permitted rim width	DW16L,W18L	SRI	700			
Very important: When these are fitted on a steered axle, see***		Tread depth	52 mm			
		75% of the tyre volume	315 l			
		Tyre pressure (bar)				
		0,80	1,20	1,60	2,00	
		Load capacity per tyre(kg)				
Speed (km/h)	10	4255	5475	6650		7840
	10	3085	3970	4830		5600
	25	3620	4650	5655		6665
	25	2625	3375	4105		4760
	30	3405	4380	5320		6270
	30	2470	3175	3865		4480
	40	3040	3910	4750		5600
	40	2205	2835	3450		4000
	50	2735	3520	4275		5040

For the explanation of the symbols and abbreviations, see the inside of the last page.

HARVESTER TYRES STEERING WHEEL -

500/85 R 30 IMP 176 A8 / 164 A8 TL TRAXION HARVEST

EAN	8714692335464		Section width	505 mm			
Nominal tyre pressure	2,8 bar		Overall diameter	1600 mm			
Tyre construction	Radial		Static loaded radius	715 mm			
Recommended rim width	W16L		Rolling circumference	4750 mm			
Permitted rim width	W15L		SRI	775			
Very important: When these are fitted on a steered axle, see***			Tread depth	37 mm			
			75% of the tyre volume	344 l			
		Tyre pressure (bar)					
		0,80	1,20	1,60	2,00	2,40	2,80
		Load capacity per tyre(kg)					
Speed (km/h)	10	4195	5395	6650	7630	8820	9940
	10	2940	3775	4550	5425	6125	7000
	25	3565	4585	5655	6485	7495	8450
	25	2495	3210	3870	4610	5205	5950
	30	3355	4315	5320	6105	7055	7950
	30	2350	3020	3640	4340	4900	5600
	40	3000	3855	4750	5450	6300	7100
	40	2100	2700	3250	3875	4375	5000
	50	2700	3470	4275	4905	5670	6390

For the explanation of the symbols and abbreviations, see the inside of the last page.

620/70 R 30 IMP 178 A8 / 166 A8 TL TRAXION HARVEST

EAN	8714692335488		Section width	590 mm			
Nominal tyre pressure	2,4 bar		Overall diameter	1600 mm			
Tyre construction	Radial		Static loaded radius	715 mm			
Recommended rim width	DW20L		Rolling circumference	4760 mm			
Permitted rim width	DW18L		SRI	775			
Very important: When these are fitted on a steered axle, see***			Tread depth	52 mm			
			75% of the tyre volume	392 l			
		Tyre pressure (bar)					
		0,80	1,20	1,60	2,00	2,40	
		Load capacity per tyre(kg)					
Speed (km/h)	10	4935	6345	7840	9100	10500	
	10	3505	4505	5425	6300	7420	
	25	4195	5395	6665	7735	8925	
	25	2980	3830	4610	5355	6305	
	30	3950	5080	6270	7280	8400	
	30	2805	3605	4340	5040	5935	
	40	3525	4535	5600	6500	7500	
	40	2505	3220	3875	4500	5300	
	50	3175	4080	5040	5850	6750	

For the explanation of the symbols and abbreviations, see the inside of the last page.

HARVESTER TYRES -STEERING WHEEL



HARVESTER TYRES STEERING WHEEL -



TRAXION^{VERSA}

UNBEATABLE ON
SOFT SURFACES

FEATURES

- Large cleat surface in comfort zone
- Extended curved cleats in traction zone
- Reinforced sidewall & stabiliser ring

BENEFITS

- Flat and large contact surface
- Maximum traction
- Maximum damage protection

Ø	Tyre size	Service description	Nominal inflation pressure (bar)						Pag.
				mm	mm	mm	mm		
18	340/80 R 18 IND	143 A8/B	4,0	11	355	1000	455	3000	124
20	400/70 R 20 IND	149 A8/B	4,0	13	405	1075	475	3250	124
24	400/70 R 24 IND	152 A8/B	4,0	13	405	1170	535	3510	125
	400/80 R 24 IND	162 A8/B	5,0	DW13	405	1240	570	3740	125
	460/70 R 24 IND	159 A8/B	4,0	DW15L	480	1255	570	3800	126
	500/70 R 24 IND	164 A8/B	4,0	DW16L	515	1320	595	4020	126
26	480/80 R 26 IND	160 A8/B	3,2	DW15L	495	1440	645	4320	127
28	440/80 R 28 IND	156 A8/B	4,0	DW14L	450	1415	640	4270	127

For the explanation of the symbols and abbreviations, see the inside of the last page.

HARVESTER TYRES -STEERING WHEEL



TRAXION^{XXL}

OFFERING HIGHEST EFFICIENCY AND
LONGEST LIFE FOR HIGH HP TRACTORS

FEATURES

Unique curved cleats and compound properties

Dedicated traction and comfort zone

Largest volume






BENEFITS

Extended lifespan

Maximized traction and excellent comfort

High load capacity



Ø	Tyre size	Service description	Nominal inflation pressure (bar)		 mm	 mm	 mm	 mm	Pag.
28	600/65 R 28	154 D	2,4	DW18L	595	1480	670	4405	33
	600/70 R 28	157 D	2,4	DW20B	610	1540	700	4590	33
30	540/65 R 30 ¹	150 D	2,4	DW16L	540	1460	670	4400	49
	600/70 R 30	158 D	2,4	DW20B	630	1590	725	4750	34
	710/60 R 30	162 D	2,4	DW23B	705	1610	730	4800	34

For the explanation of the symbols and abbreviations, see the inside of the last page.

1 = Traxion 65





AGRI INDUSTRIAL TYRES

SOFT SURFACE

PAG.

Traxion Versa Green
Traxion Versa

120
122

HARD SURFACE

Endurion

128



AGRI INDUSTRIAL TYRES FOR SOFT SURFACES —



TRAXION *VERSA GREEN*

THE PREMIUM SOLUTION
FOR ALPINE APPLICATIONS

FEATURES

Traxion concept with unique tread compound and high rubber content in the centre

Steel belt combined with stabilizer ring

Curved Tread Contour with rounded lug shoulders

BENEFITS






Excellent driving comfort & 30% longer tyre life
Maximum traction

Excellent side grip for stable driving behaviour on slopes

Grassland preservation



TRAXION VERSA GREEN

Ø	Tyre size	Service description	Nominal inflation pressure (bar)		 mm	 mm	 mm	 mm	Pag.
17	440/50 R 17 IMP	135 D	3,6	14	435	875	405	2660	121

For the explanation of the symbols and abbreviations, see the inside of the last page.

440/50 R 17 IMP 135 D TL TRAXION VERSA GREEN									
EAN		8714692892943			Section width		435 mm		
Nominal tyre pressure		3,6 bar			Overall diameter		875 mm		
Tyre construction		Radial			Static loaded radius		405 mm		
Recommended rim width		14			Rolling circumference		2660 mm		
Permitted rim width		13.00			SRI		410		
Alternative tyre size		425/55 R 17			Tread depth (including tie bar)		27 mm		
					Tie bar height		3 mm		
					75% of the tyre volume		104 l		
Tyre pressure (bar)									
		0,80	1,20	1,60	2,00	2,40	2,80	3,20	3,60
Load capacity per tyre(kg)									
Speed (km/h)	10	1370	1765	2155	2500	2865	3225	3510	3925
	25	1205	1545	1890	2195	2515	2830	3080	3445
	30	1150	1480	1805	2095	2405	2705	2945	3290
	40	1035	1330	1630	1890	2165	2435	2650	2965
	50	920	1185	1450	1680	1925	2170	2360	2640
	65		980	1195	1390	1590	1790	1950	2180
	70		890	1090	1265	1450	1630	1775	1985

For the explanation of the symbols and abbreviations, see the inside of the last page.

AGRI INDUSTRIAL TYRES FOR SOFT SURFACES



TRAXION *VERSA*

**UNBEATABLE ON
SOFT SURFACES**

FEATURES






- Large cleat surface in comfort zone
- Extended curved cleats in traction zone
- Reinforced sidewall & stabiliser ring

BENEFITS

- Flat and large contact surface
- Maximum traction
- Maximum damage protection



TRAXION VERSA

Ø	Tyre size	Service description	Nominal inflation pressure (bar)		 mm	 mm	 mm	 mm	Pag.
18	340/80 R 18 IND	143 A8/B	4,0	11	355	1000	455	3000	124
20	400/70 R 20 IND	149 A8/B	4,0	13	405	1075	475	3250	124
24	400/70 R 24 IND	152 A8/B	4,0	13	405	1170	535	3510	125
	400/80 R 24 IND	162 A8/B	5,0	DW13	405	1240	570	3740	125
	460/70 R 24 IND	159 A8/B	4,0	DW15L	480	1255	570	3800	126
	500/70 R 24 IND	164 A8/B	4,0	DW16L	515	1320	595	4020	126
26	480/80 R 26 IND	160 A8/B	3,2	DW15L	495	1440	645	4320	127
28	440/80 R 28 IND	156 A8/B	3,2	DW14L	450	1415	640	4270	127

For the explanation of the symbols and abbreviations, see the inside of the last page.



AGRI INDUSTRIAL TYRES FOR SOFT SURFACES

340/80 R 18 IND 143 A8/B TL TRAXION VERSA

EAN	8714692335341			Section width	355 mm				
Nominal tyre pressure	4,0 bar			Overall diameter	1000 mm				
Tyre construction	Radial			Static loaded radius	455 mm				
Recommended rim width	11			Rolling circumference	3000 mm				
Permitted rim width	W10, W11,			SRI	475				
Alternative tyre size	11SDC, 12, 12SC			Tread depth (including tie bar)	32 mm				
	335/80 R 18			Tie bar height	3 mm				
	12.5 R 18			75% of the tyre volume	86 l				
		Tyre pressure (bar)							
		1,60	2,00	2,40	2,80	3,20	3,60	4,00	4,40
		Load capacity per tyre(kg)							
Speed (km/h)	0	2430	2970	3505	4045	4585	5150	5665	6265
	10Ci	1585	1935	2285	2640	2990	3360	3695	4090
	25	1370	1615	1865	2115	2375	2610	2890	
	30	1340	1585	1830	2075	2330	2560	2835	
	40	1290	1525	1760	1995	2240	2465	2725	
	50	1290	1525	1760	1995	2240	2465	2725	

For the explanation of the symbols and abbreviations, see the inside of the last page.

400/70 R 20 IND 149 A8/B TL TRAXION VERSA

EAN	8714692309922			Section width	405 mm				
Nominal tyre pressure	4,0 bar			Overall diameter	1075 mm				
Tyre construction	Radial			Static loaded radius	475 mm				
Recommended rim width	13			Rolling circumference	3250 mm				
Permitted rim width	12SDC, 13SDC, 14			SRI	525				
Alternative tyre size	405/70 R 20			Tread depth (including tie bar)	36 mm				
	16.0/70 R 20			Tie bar height	3 mm				
				75% of the tyre volume	115 l				
		Tyre pressure (bar)							
		1,60	2,00	2,40	2,80	3,20	3,60	4,00	4,40
		Load capacity per tyre(kg)							
Speed (km/h)	0	2915	3590	4260	4860	5530	6205	6840	7475
	10Ci	1900	2340	2780	3170	3610	4045	4460	4875
	25	1640	1955	2245	2640	2970	3150	3445	
	30	1610	1920	2205	2590	2910	3095	3380	
	40	1550	1845	2120	2490	2800	2975	3250	
	50	1550	1845	2120	2490	2800	2975	3250	

For the explanation of the symbols and abbreviations, see the inside of the last page.

AGRI INDUSTRIAL TYRES — FOR SOFT SURFACES

400/70 R 24 IND 152 A8/B TL TRAXION VERSA

EAN	8714692335358	Section width	405 mm							
Nominal tyre pressure	4,0 bar	Overall diameter	1170 mm							
Tyre construction	Radial	Static loaded radius	535 mm							
Recommended rim width	13	Rolling circumference	3510 mm							
Permitted rim width	12SDC, 13SDC, 14	SRI	575							
Alternative tyre size	405/70 R 24	Tread depth (including tie bar)	35 mm							
	16.0/70 R 24	Tie bar height	3 mm							
		75% of the tyre volume	124 l							
		Tyre pressure (bar)								
		1,60	2,00	2,40	2,80	3,20	3,60	4,00	4,40	
		Load capacity per tyre(kg)								
Speed (km/h)	0	3150	3850	4550	5250	5950	6670	7350	8165	
	10Ci	2055	2510	2965	3425	3880	4350	4795	5325	
	25	1775	2095	2420	2740	3075	3385	3765		
	30	1740	2055	2375	2690	3015	3325	3690		
	40	1675	1980	2285	2585	2900	3195	3550		
	50	1675	1980	2285	2585	2900	3195	3550		

For the explanation of the symbols and abbreviations, see the inside of the last page.

400/80 R 24 IND 162 A8/B TL TRAXION VERSA

EAN	8714692335365	Section width	405 mm							
Nominal tyre pressure	5,0 bar	Overall diameter	1240 mm							
Tyre construction	Radial	Static loaded radius	570 mm							
Recommended rim width	DW13	Rolling circumference	3740 mm							
Permitted rim width	13	SRI	600							
Alternative tyre size	15.5/80 R 24	Tread depth (including tie bar)	39 mm							
		Tie bar height	3 mm							
		75% of the tyre volume	151 l							
		Tyre pressure (bar)								
		1,60	2,00	2,40	2,80	3,20	3,60	4,00	4,40	5,00
		Load capacity per tyre(kg)								
Speed (km/h)	0	3545	4335	5120	5910	6695	7475	8275	9200	10240
	10Ci	2310	2825	3340	3855	4365	4875	5395	6000	6680
	25	1995	2360	2725	3085	3445	3815	4240	4540	5035
	30	1960	2315	2670	3030	3380	3740	4160	4455	4940
	40	1885	2225	2570	2910	3250	3595	4000	4280	4750
	50	1885	2225	2570	2910	3250	3595	4000	4280	4750

For the explanation of the symbols and abbreviations, see the inside of the last page.



AGRI INDUSTRIAL TYRES FOR SOFT SURFACES

460/70 R 24 IND 159 A8/B TL TRAXION VERSA

EAN	8714692309946	Section width	480 mm
Nominal tyre pressure	4,0 bar	Overall diameter	1255 mm
Tyre construction	Radial	Static loaded radius	570 mm
Recommended rim width	DW15L	Rolling circumference	3800 mm
Permitted rim width	DW14L, DW16L	SRI	600
Alternative tyre size	17.5 LR 24	Tread depth (including tie bar)	38 mm
EAN Tube	8714692332685	Tie bar height	3 mm
		75% of the tyre volume	191 l
		Tyre pressure (bar)	
		1,60	2,00
		2,40	2,80
		3,20	3,60
		4,00	4,40
		Load capacity per tyre(kg)	
Speed (km/h)	0	3915	4785
	10Ci	2550	3120
	25	2205	2605
	30	2165	2555
	40	2080	2460
	50	2080	2460
		5655	6520
		3685	4255
		3005	3405
		2950	3340
		2835	3215
		2835	3215
		6520	7390
		4255	4820
		3405	3765
		3340	3690
		3215	3550
		3215	3550
		8165	9130
		5325	5955
		4210	4640
		4130	4550
		3970	4375
		3970	4375
		10065	10065
		6565	6565

For the explanation of the symbols and abbreviations, see the inside of the last page.

500/70 R 24 IND 164 A8/B TL TRAXION VERSA

EAN	8714692309960	Section width	515 mm
Nominal tyre pressure	4,0 bar	Overall diameter	1320 mm
Tyre construction	Radial	Static loaded radius	595 mm
Recommended rim width	DW16L	Rolling circumference	4020 mm
Permitted rim width	DW15L, DW18L	SRI	625
Alternative tyre size	19.5 LR 24	Tread depth (including tie bar)	39 mm
EAN Tube	8714692332692	Tie bar height	3 mm
		75% of the tyre volume	234 l
		Tyre pressure (bar)	
		1,60	2,00
		2,40	2,80
		3,20	3,60
		4,00	4,40
		Load capacity per tyre(kg)	
Speed (km/h)	0	4460	5450
	10Ci	2910	3555
	25	2515	2970
	30	2465	2915
	40	2370	2800
	50	2370	2800
		6445	7435
		4200	4850
		3425	3885
		3360	3810
		3230	3665
		3230	3665
		8425	9490
		5495	6190
		4375	4795
		4290	4705
		4125	4525
		4125	4525
		10410	11500
		6790	7500

For the explanation of the symbols and abbreviations, see the inside of the last page.

AGRI INDUSTRIAL TYRES — FOR SOFT SURFACES

480/80 R 26 IND 160 A8/B TL TRAXION VERSA

EAN		8714692309984		Section width		495 mm	
Nominal tyre pressure		3,2 bar		Overall diameter		1440 mm	
Tyre construction		Radial		Static loaded radius		645 mm	
Recommended rim width		DW15L		Rolling circumference		4320 mm	
Permitted rim width		DW16L		SRI		675	
Alternative tyre size		18.4 R 26		Tread depth (including tie bar)		39 mm	
				Tie bar height		3 mm	
				75% of the tyre volume		273 l	
		Tyre pressure (bar)					
		1,60	2,00	2,40	2,80	3,20	3,60
		Load capacity per tyre(kg)					
Speed (km/h)	0	4885	5970	7055	8145	9230	10350
	10Ci	3185	3895	4605	5310	6020	6750
	25	2750	3255	3755	4255	4770	
	30	2700	3190	3680	4175	4680	
	40	2595	3070	3540	4015	4500	
	50	2595	3070	3540	4015	4500	

For the explanation of the symbols and abbreviations, see the inside of the last page.

440/80 R 28 IND 156 A8/B TL TRAXION VERSA

EAN		8714692336416		Section width		450 mm	
Nominal tyre pressure		3,2 bar		Overall diameter		1415 mm	
Tyre construction		Radial		Static loaded radius		640 mm	
Recommended rim width		DW14L		Rolling circumference		4270 mm	
Permitted rim width		DW15L		SRI		675	
Alternative tyre size		16.9 R 28		Tread depth (including tie bar)		39 mm	
				Tie bar height		3 mm	
				75% of the tyre volume		219 l	
		Tyre pressure (bar)					
		1,60	2,00	2,40	2,80	3,20	3,60
		Load capacity per tyre(kg)					
Speed (km/h)	0	4405	5380	6360	7340	8315	9200
	10Ci	2870	3510	4150	4785	5425	6000
	25	2480	2930	3380	3835	4240	
	30	2435	2875	3320	3760	4160	
	40	2340	2765	3190	3615	4000	
	50	2340	2765	3190	3615	4000	

For the explanation of the symbols and abbreviations, see the inside of the last page.



AGRI INDUSTRIAL TYRES FOR HARD SURFACES —



ENDURION

THE EFFICIENCY CHAMPION
ON HARD SURFACES

FEATURES






- High rubber content in profile (44%)
- Broad-based 45-degree cleats
- Sophisticated compound and robust carcass design

BENEFITS

- Exceptionally long service life
- Optimal self-cleaning and traction
- High durability, maximum return on investment



ENDURION

Ø	Tyre size	Service description	Nominal inflation pressure (bar)		 mm	 mm	 mm	 mm	Pag.
18	340/80 R 18 IND	143 A8/B	4,0	11	355	1000	460	3000	130
	400/70 R 18 IND	147 A8/B	4,0	13	410	1015	465	3050	130
20	340/80 R 20 IND	144 A8/B	4,0	11	355	1055	490	3180	131
	400/70 R 20 IND	149 A8/B	4,0	13	405	1070	490	3245	131
24	400/70 R 24 IND	152 A8/B	4,0	13	405	1170	540	3510	132
	400/80 R 24 IND	162 A8/B	5,0	DW13	410	1245	570	3720	132
	460/70 R 24 IND	159 A8/B	4,0	DW15L	480	1265	570	3820	133
	500/70 R 24 IND	164 A8/B	4,0	DW16L	520	1315	595	4000	133
26	480/80 R 26 IND	160 A8/B	3,2	DW15L	495	1440	645	4320	134
28	440/80 R 28 IND	156 A8/B	3,2	DW14L	455	1420	640	4290	134

For the explanation of the symbols and abbreviations, see the inside of the last page.



AGRI INDUSTRIAL TYRES FOR HARD SURFACES

340/80 R 18 IND 143 A8/B TL ENDURION

EAN	8714692335372		Section width	355 mm						
Nominal tyre pressure	4,0 bar		Overall diameter	1000 mm						
Tyre construction	Radial		Static loaded radius	460 mm						
Recommended rim width	11		Rolling circumference	3000 mm						
Permitted rim width	W10, W11,		SRI	475						
Alternative tyre size	11SDC, 12, 12SC		Tread depth (including tie bar)	26 mm						
	335/80 R 18		Tie bar height	3 mm						
	12.5 R 18		75% of the tyre volume	89 l						
			Tyre pressure (bar)							
			1,60	2,00	2,40	2,80	3,20	3,60	4,00	4,40
			Load capacity per tyre(kg)							
Speed (km/h)	0	2430	2970	3505	4045	4585	5150	5665	6265	
	10Ci	1585	1935	2285	2640	2990	3360	3695	4090	
	25	1370	1615	1865	2115	2375	2610	2890		
	30	1340	1585	1830	2075	2330	2560	2835		
	40	1290	1525	1760	1995	2240	2465	2725		
	50	1290	1525	1760	1995	2240	2465	2725		

For the explanation of the symbols and abbreviations, see the inside of the last page.

400/70 R 18 IND 147 A8/B TL ENDURION

EAN	8714692335389		Section width	410 mm						
Nominal tyre pressure	4,0 bar		Overall diameter	1015 mm						
Tyre construction	Radial		Static loaded radius	465 mm						
Recommended rim width	13		Rolling circumference	3050 mm						
Permitted rim width	12SDC, 13SDC, 14		SRI	475						
Alternative tyre size	405/70 R 18		Tread depth (including tie bar)	25 mm						
	16.0/70 R 18		Tie bar height	3 mm						
			75% of the tyre volume	109 l						
			Tyre pressure (bar)							
			1,60	2,00	2,40	2,80	3,20	3,60	4,00	4,40
			Load capacity per tyre(kg)							
Speed (km/h)	0	2780	3395	4015	4630	5250	5920	6485	7070	
	10Ci	1810	2215	2620	3020	3425	3865	4230	4615	
	25	1565	1850	2135	2420	2730	2990	3260		
	30	1535	1815	2095	2375	2680	2930	3200		
	40	1475	1745	2015	2280	2575	2820	3075		
	50	1475	1745	2015	2280	2575	2820	3075		

For the explanation of the symbols and abbreviations, see the inside of the last page.

AGRI INDUSTRIAL TYRES — FOR HARD SURFACES

340/80 R 20 IND 144 A8/B TL ENDURION

EAN	8714692336584	Section width	355 mm
Nominal tyre pressure	4,0 bar	Overall diameter	1055 mm
Tyre construction	Radial	Static loaded radius	490 mm
Recommended rim width	11	Rolling circumference	3180 mm
Permitted rim width	W10, W11,	SRI	500
Alternative tyre size	11SDC, 12, 12SC	Tread depth (including tie bar)	26 mm
	335/80 R 20	Tie bar height	3 mm
	12.5 R 20	75% of the tyre volume	96 l

		Tyre pressure (bar)							
		1,60	2,00	2,40	2,80	3,20	3,60	4,00	4,40
		Load capacity per tyre(kg)							
Speed (km/h)	0	2540	3105	3670	4235	4795	5430	5925	6440
	10Ci	1655	2025	2390	2760	3130	3540	3865	4200
	25	1430	1690	1950	2210	2500	2730	2970	
	30	1405	1660	1915	2170	2455	2680	2910	
	40	1350	1595	1840	2085	2360	2575	2800	
	50	1350	1595	1840	2085	2360	2575	2800	

For the explanation of the symbols and abbreviations, see the inside of the last page.

400/70 R 20 IND 149 A8/B TL ENDURION

EAN	8714692335396	Section width	405 mm
Nominal tyre pressure	4,0 bar	Overall diameter	1070 mm
Tyre construction	Radial	Static loaded radius	490 mm
Recommended rim width	13	Rolling circumference	3245 mm
Permitted rim width	12SDC, 13SDC, 14	SRI	525
Alternative tyre size	405/70 R 20	Tread depth (including tie bar)	25 mm
	16.0/70 R 20	Tie bar height	3 mm
		75% of the tyre volume	116 l

		Tyre pressure (bar)							
		1,60	2,00	2,40	2,80	3,20	3,60	4,00	4,40
		Load capacity per tyre(kg)							
Speed (km/h)	0	2905	3550	4195	4840	5485	6095	6780	7475
	10Ci	1895	2315	2735	3160	3580	3975	4420	4875
	25	1635	1935	2230	2530	2810	3125	3445	
	30	1605	1895	2190	2480	2755	3065	3380	
	40	1545	1825	2105	2385	2650	2945	3250	
	50	1545	1825	2105	2385	2650	2945	3250	

For the explanation of the symbols and abbreviations, see the inside of the last page.



AGRI INDUSTRIAL TYRES FOR HARD SURFACES

400/70 R 24 IND 152 A8/B TL ENDURION

EAN	8714692335402	Section width	405 mm							
Nominal tyre pressure	4,0 bar	Overall diameter	1170 mm							
Tyre construction	Radial	Static loaded radius	540 mm							
Recommended rim width	13	Rolling circumference	3510 mm							
Permitted rim width	W10, W11,	SRI	500							
Alternative tyre size	12SDC, 13SDC, 14	Tread depth (including tie bar)	25 mm							
	40S/70 R 24	Tie bar height	3 mm							
	16.0/70 R 24	75% of the tyre volume	130 l							
		Tyre pressure (bar)								
		1,60	2,00	2,40	2,80	3,20	3,60	4,00	4,40	
		Load capacity per tyre(kg)								
Speed (km/h)	0	3150	3850	4550	5250	5950	6670	7350	8165	
	10Ci	2055	2510	2965	3425	3880	4350	4795	5325	
	25	1775	2095	2420	2740	3075	3385	3765		
	30	1740	2055	2375	2690	3015	3325	3690		
	40	1675	1980	2285	2585	2900	3195	3550		
	50	1675	1980	2285	2585	2900	3195	3550		

For the explanation of the symbols and abbreviations, see the inside of the last page.

400/80 R 24 IND 162 A8/B TL ENDURION

EAN	8714692335419	Section width	410 mm							
Nominal tyre pressure	5,0 bar	Overall diameter	1245 mm							
Tyre construction	Radial	Static loaded radius	570 mm							
Recommended rim width	DW13	Rolling circumference	3720 mm							
Permitted rim width	13	SRI	600							
Alternative tyre size	15.5/80 R 24	Tread depth (including tie bar)	30 mm							
		Tie bar height	3 mm							
		75% of the tyre volume	158 l							
		Tyre pressure (bar)								
		1,60	2,00	2,40	2,80	3,20	3,60	4,00	4,40	5,00
		Load capacity per tyre(kg)								
Speed (km/h)	0	3545	4335	5120	5910	6695	7475	8275	9200	10240
	10Ci	2310	2825	3340	3855	4365	4875	5395	6000	6680
	25	1995	2360	2725	3085	3445	3815	4240	4540	5035
	30	1960	2315	2670	3030	3380	3740	4160	4455	4940
	40	1885	2225	2570	2910	3250	3595	4000	4280	4750
	50	1885	2225	2570	2910	3250	3595	4000	4280	4750

For the explanation of the symbols and abbreviations, see the inside of the last page.

AGRI INDUSTRIAL TYRES — FOR HARD SURFACES

460/70 R 24 IND 159 A8/B TL ENDURION

EAN	8714692310003	Section width	480 mm
Nominal tyre pressure	4,0 bar	Overall diameter	1265 mm
Tyre construction	Radial	Static loaded radius	570 mm
Recommended rim width	DW15L	Rolling circumference	3820 mm
Permitted rim width	DW14L, DW16L	SRI	600
Alternative tyre size	17.5 LR 24	Tread depth (including tie bar)	30 mm
EAN Tube	8714692332685	Tie bar height	3 mm
		75% of the tyre volume	199 l
		Tyre pressure (bar)	
		1,60	2,00
		2,40	2,80
		3,20	3,60
		4,00	4,40
		Load capacity per tyre(kg)	
Speed (km/h)	0	3915	4785
	10Ci	2550	3120
	25	2205	2605
	30	2165	2555
	40	2080	2460
	50	2080	2460
		5655	6520
		3685	4255
		3005	3405
		2950	3340
		2835	3215
		2835	3215
		6565	7390
		6565	7390
		5955	6165
		5955	6165
		4640	4810
		4640	4810
		4375	4550
		4375	4550

For the explanation of the symbols and abbreviations, see the inside of the last page.

500/70 R 24 IND 164 A8/B TL ENDURION

EAN	8714692310027	Section width	520 mm
Nominal tyre pressure	4,0 bar	Overall diameter	1315 mm
Tyre construction	Radial	Static loaded radius	595 mm
Recommended rim width	DW16L	Rolling circumference	4000 mm
Permitted rim width	DW15L, DW18L	SRI	625
Alternative tyre size	19.5 LR 24	Tread depth (including tie bar)	30 mm
EAN Tube	8714692332692	Tie bar height	3 mm
		75% of the tyre volume	246 l
		Tyre pressure (bar)	
		1,60	2,00
		2,40	2,80
		3,20	3,60
		4,00	4,40
		Load capacity per tyre(kg)	
Speed (km/h)	0	4460	5450
	10Ci	2910	3555
	25	2515	2970
	30	2465	2915
	40	2370	2800
	50	2370	2800
		6445	7435
		4200	4850
		3425	3885
		3360	3810
		3230	3665
		3230	3665
		8425	8425
		8425	8425
		6190	6190
		6190	6190
		4795	4795
		4795	4795
		5200	5200
		5200	5200
		5000	5000
		5000	5000

For the explanation of the symbols and abbreviations, see the inside of the last page.

AGRI INDUSTRIAL TYRES FOR HARD SURFACES

480/80 R 26 IND 160 A8/B TL ENDURION

EAN	8714692310041	Section width	495 mm
Nominal tyre pressure	3,2 bar	Overall diameter	1440 mm
Tyre construction	Radial	Static loaded radius	645 mm
Recommended rim width	DW15L	Rolling circumference	4320 mm
Permitted rim width	DW16L	SRI	675
Alternative tyre size	18.4 R 26	Tread depth (including tie bar)	30 mm
		Tie bar height	3 mm
		75% of the tyre volume	283 l
		Tyre pressure (bar)	
		1,60	2,00
		2,40	2,80
		3,20	3,60
		Load capacity per tyre(kg)	
Speed (km/h)	0	4885	5970
	10Ci	3185	3895
	25	2750	3255
	30	2700	3190
	40	2595	3070
	50	2595	3070
		7055	8145
		4605	5310
		3755	4255
		3680	4175
		3540	4015
		3540	4015
			9230
			6750
			6020
			4770
			4680
			4500
			4500

For the explanation of the symbols and abbreviations, see the inside of the last page.

440/80 R 28 IND 156 A8/B TL ENDURION

EAN	8714692310065	Section width	455 mm
Nominal tyre pressure	3,2 bar	Overall diameter	1420 mm
Tyre construction	Radial	Static loaded radius	640 mm
Recommended rim width	DW14L	Rolling circumference	4290 mm
Permitted rim width	DW13L, DW15L	SRI	675
Alternative tyre size	16.9 R 28	Tread depth (including tie bar)	30 mm
		Tie bar height	3 mm
		75% of the tyre volume	238 l
		Tyre pressure (bar)	
		1,60	2,00
		2,40	2,80
		3,20	3,60
		Load capacity per tyre(kg)	
Speed (km/h)	0	4405	5380
	10Ci	2870	3510
	25	2480	2930
	30	2435	2875
	40	2340	2765
	50	2340	2765
		6360	7340
		4150	4785
		3380	3835
		3320	3760
		3190	3615
		3190	3615
			8315
			6000
			5425
			4240
			4160
			4000
			4000

For the explanation of the symbols and abbreviations, see the inside of the last page.

AGRI INDUSTRIAL TYRES — FOR HARD SURFACES







TRAILER AND IMPLEMENT TYRES

Pag.

Radial implement tyre conversion table 138

Radial

Endurion Trailer	141
Flotation Optimall	146
Flotation Trac	152
Flotation Pro	172

Bias

Flotation+	180
AW	192
AS+	202
V61	206



RADIAL IMPLEMENT TYRE CONVERSION TABLE

FLOTATION TRAC	ENDURION TRAILER	FLOTATION PRO	VF FLOTATION OPTIMALL
-------------------	---------------------	------------------	-----------------------------

		Section width (mm)													
		480	500	520	560	580	600	620	650	680	710	750	800	850	900
Overall diameter (mm)	860	480/45 R 17													
	960			520/50 R 17											
	1030		500/45 R 22.5												
	1070				560/45 R 22.5			620/40 R 22.5	650/40 R 22.5						
	1150			520/55 R 22.5			600/50 R 22.5	620/50 R 22.5			710/40 R 22.5				
	1250				560/60 R 22.5				650/50 R 22.5	680/50 R 22.5	710/45 R 22.5	800/40 R 22.5			
	1300					580/65 R 22.5									
	1360						600/55 R 26.5	620/55 R 26.5	650/55 R 26.5		710/50 R 26.5	750/45 R 26.5	800/45 R 26.5		
	1450								650/60 R 26.5						
	1500						600/60 R 30.5		650/65 R 26.5		710/50 R 30.5		800/45 R 30.5		
	1550						600/60 R 30.5		650/65 R 26.5		710/50 R 30.5		800/45 R 30.5		
	1650									650/65 R 30.5		710/65 R 26 (28 LR 26)			
	1800												750/60 R 30.5		850/50 R 30.5
	1980													800/60 R 32	
	2150													800/60 R 38	900/65 R 32 (35.5 LR 32)
	2150														900/65 R 38

FLOTATION CONCEPT EXPLAINED

THE PROVEN CONCEPT OF THE VREDESTEIN TRAXION TYRES APPLIED IN A FLOTATION TYRE



BENEFITS TRACTION ZONE

Transverse lugs and open space between lugs leading to:

- continues rolling, even in the most difficult conditions
- excellent side grip for stable driving behavior on slopes

BENEFITS COMFORT ZONE

Rubber in driving direction for continuous road contact leading to:

- excellent driving comfort
- exceptionally long tyre life



NON-PARALLEL LUGS

Unique non-parallel lugs with increasing gap from the centre to the shoulder, to easily push out the soil. This enhanced self-cleaning ensures the tyre keeps the traction, which leads to optimum productivity.





IMPLEMENT RADIAL —



ENDURION TRAILER

HEAVY-DUTY TRAILER TYRES WITH A
DIRECTIONAL TREAD PATTERN, DESIGNED
FOR A SUPERIOR SERVICE LIFE

FEATURES

Heavy-duty carcass fitted with steel belt and a reinforcement ring

Traxion design with unique tread compound and a large contact area in the middle of the tyre tread

Non-parallel cleats that run from the inside to the outside of the tread






BENEFITS

Extremely robust with excellent resistance to punctures

30% longer service life*

Excellent self-cleaning properties on all types of soil

* Compared with premium competitors when tested in accordance with Vredestein R&D testing programmes

Ø	Tyre size	Service description	Nominal inflation pressure (bar)		 mm	 mm	 mm	 mm	Pag.
22,5	560/60 R 22.5 IMP	165 D	5,0	AG 16.00	560	1245	560	3775	142
	600/50 R 22.5 IMP	163 D	5,0	AG 20.00	605	1170	535	3575	142 N
26,5	600/55 R 26.5 IMP	169 D	5,0	AG 20.00	610	1345	620	4140	143
	650/55 R 26.5 IMP	173 D	5,0	AG 20.00	650	1400	630	4280	143
	650/60 R 26.5 IMP	176 D	5,0	AG 20.00	660	1445	660	4415	144 N
30,5	650/65 R 26.5 IMP	178 D	5,0	AG 20.00	660	1515	690	4625	144 N
	600/60 R 30.5 IMP	173 D	5,0	AG 20.00	610	1505	690	4590	145

For the explanation of the symbols and abbreviations, see the inside of the last page.

IMPLEMENT RADIAL —

560/60 R 22.5 IMP 165 D TL ENDURION TRAILER

EAN	8714692892905		Section width	560 mm									
Nominal tyre pressure	5,0 bar		Overall diameter	1245 mm									
Tyre construction	Radial		Static loaded radius	560 mm									
Recommended rim width	AG 16.00		Rolling circumference	3775 mm									
			SRI	600									
			Tread depth	23 mm									
			Tie bar height	6 mm									
			75% of the tyre volume	256 l									
		Tyre pressure (bar)											
		0,80	1,20	1,60	2,00	2,40	2,80	3,20	3,60	4,00	4,40	4,80	5,00
		Load capacity per tyre(kg)											
Speed (km/h)	10	2660	3425	4185	4850	5565	6265	6890	7615	8285	8675	9115	9270
	25	2335	3005	3670	4260	4885	5500	6045	6680	7270	7615	8000	8135
	30	2235	2870	3510	4070	4665	5255	5780	6385	6950	7280	7645	7775
	40	2010	2585	3160	3665	4205	4735	5205	5750	6260	6555	6885	7005
	50	1790	2300	2810	3260	3740	4210	4630	5120	5570	5835	6125	6230
	65	1480	1900	2325	2695	3090	3480	3825	4230	4600	4820	5065	5150
	70	1345	1730	2115	2455	2810	3165	3480	3850	4190	4385	4610	4685

For the explanation of the symbols and abbreviations, see the inside of the last page.

600/50 R 22.5 IMP 163 D TL ENDURION TRAILER

EAN	8714692805530		Section width	605 mm									
Nominal tyre pressure	5,0 bar		Overall diameter	1170 mm									
Tyre construction	Radial		Static loaded radius	535 mm									
Recommended rim width	AG 20.00		Rolling circumference	3575 mm									
			SRI	550									
			Tread depth	24 mm									
			Tie bar height	6 mm									
			75% of the tyre volume	229 l									
		Tyre pressure (bar)											
		0,80	1,20	1,60	2,00	2,40	2,80	3,20	3,60	4,00	4,40	4,80	5,00
		Load capacity per tyre(kg)											
Speed (km/h)	10	2515	3235	3955	4585	5255	5920	6510	7195	7830	8200	8615	8775
	25	2210	2840	3470	4025	4615	5195	5715	6315	6870	7195	7560	7705
	30	2110	2715	3315	3845	4410	4965	5460	6035	6565	6880	7225	7360
	40	1900	2445	2985	3465	3970	4475	4920	5435	5915	6195	6510	6630
	50	1690	2175	2660	3080	3535	3980	4375	4835	5260	5510	5790	5900
	65	1400	1795	2195	2545	2920	3290	3615	3995	4350	4555	4785	4875
	70	1270	1635	2000	2320	2660	2995	3290	3635	3955	4145	4355	4435

For the explanation of the symbols and abbreviations, see the inside of the last page.

600/55 R 26.5 IMP 169 D TL ENDURION TRAILER

EAN		8714692892912				Section width		610 mm					
Nominal tyre pressure		5,0 bar				Overall diameter		1345 mm					
Tyre construction		Radial				Static loaded radius		620 mm					
Recommended rim width		AG 20.00				Rolling circumference		4140 mm					
						SRI		625					
						Tread depth		25 mm					
						Tie bar height		7 mm					
						75% of the tyre volume		302 l					
		Tyre pressure (bar)											
		0,80	1,20	1,60	2,00	2,40	2,80	3,20	3,60	4,00	4,40	4,80	5,00
		Load capacity per tyre(kg)											
Speed (km/h)	10	2945	3785	4625	5365	6150	6930	7620	8420	9160	9595	10080	10440
	25	2585	3325	4060	4710	5400	6080	6685	7390	8040	8425	8850	9165
	30	2470	3175	3880	4500	5160	5810	6390	7065	7685	8050	8455	8760
	40	2225	2860	3495	4055	4650	5235	5755	6360	6920	7250	7615	7890
	50	1980	2545	3110	3605	4135	4655	5120	5660	6160	6450	6775	7020
	65	1635	2105	2570	2980	3420	3850	4230	4680	5090	5330	5600	5800
	70	1490	1915	2340	2715	3110	3500	3850	4255	4630	4850	5095	5280

For the explanation of the symbols and abbreviations, see the inside of the last page.

650/55 R 26.5 IMP 173 D TL ENDURION TRAILER

EAN		8714692892929				Section width		650 mm					
Nominal tyre pressure		5,0 bar				Overall diameter		1400 mm					
Tyre construction		Radial				Static loaded radius		630 mm					
Recommended rim width		AG 20.00				Rolling circumference		4280 mm					
						SRI		650					
						Tread depth		26 mm					
						Tie bar height		7 mm					
						75% of the tyre volume		370 l					
		Tyre pressure (bar)											
		0,80	1,20	1,60	2,00	2,40	2,80	3,20	3,60	4,00	4,40	4,80	5,00
		Load capacity per tyre(kg)											
Speed (km/h)	10	3335	4290	5240	6080	6970	7850	8630	9540	10380	10870	11420	11700
	25	2930	3765	4600	5335	6120	6890	7575	8375	9110	9545	10025	10270
	30	2800	3600	4400	5100	5845	6585	7240	8000	8705	9120	9580	9815
	40	2520	3240	3960	4595	5265	5930	6520	7205	7840	8215	8630	8840
	50	2240	2885	3525	4085	4685	5275	5800	6410	6975	7310	7675	7865
	65	1855	2385	2910	3375	3870	4360	4795	5300	5765	6040	6345	6500
	70	1685	2170	2650	3075	3525	3970	4365	4820	5245	5495	5775	5915

For the explanation of the symbols and abbreviations, see the inside of the last page.

IMPLEMENT RADIAL —

650/60 R 26.5 IMP 176 D TL ENDURION TRAILER

EAN	8714692805547		Section width	660 mm										
Nominal tyre pressure	5,0 bar		Overall diameter	1445 mm										
Tyre construction	Radial		Static loaded radius	660 mm										
Recommended rim width	AG 20.00		Rolling circumference	4415 mm										
			SRI	700										
			Tread depth	26 mm										
			Tie bar height	7 mm										
			75% of the tyre volume	407 l										
			Tyre pressure (bar)											
			0,80	1,20	1,60	2,00	2,40	2,80	3,20	3,60	4,00	4,40	4,80	5,00
			Load capacity per tyre(kg)											
Speed (km/h)	10	3610	4640	5670	6575	7540	8490	9335	10320	11230	11760	12355	12780	
	25	3170	4075	4980	5775	6620	7455	8195	9060	9855	10325	10845	11220	
	30	3030	3895	4760	5515	6325	7125	7835	8655	9420	9865	10365	10720	
	40	2725	3505	4285	4970	5695	6415	7055	7795	8485	8885	9335	9655	
	50	2425	3120	3810	4420	5070	5710	6275	6935	7550	7905	8305	8590	
	65	2005	2580	3150	3655	4190	4715	5185	5735	6240	6535	6865	7100	
	70	1825	2345	2865	3325	3810	4295	4720	5215	5675	5945	6245	6460	

For the explanation of the symbols and abbreviations, see the inside of the last page.

650/65 R 26.5 IMP 178 D TL ENDURION TRAILER

EAN	8714692805554		Section width	660 mm										
Nominal tyre pressure	5,0 bar		Overall diameter	1515 mm										
Tyre construction	Radial		Static loaded radius	690 mm										
Recommended rim width	AG 20.00		Rolling circumference	4625 mm										
			SRI	725										
			Tread depth	26 mm										
			Tie bar height	7 mm										
			75% of the tyre volume	463 l										
			Tyre pressure (bar)											
			0,80	1,20	1,60	2,00	2,40	2,80	3,20	3,60	4,00	4,40	4,80	5,00
			Load capacity per tyre(kg)											
Speed (km/h)	10	3885	4995	6105	7080	8115	9140	10050	11105	12085	12660	13295	13500	
	25	3410	4385	5360	6215	7125	8020	8820	9750	10605	11110	11670	11850	
	30	3260	4190	5120	5940	6805	7665	8430	9315	10135	10620	11155	11325	
	40	2935	3775	4610	5350	6130	6905	7590	8390	9130	9565	10045	10200	
	50	2610	3355	4105	4760	5455	6145	6755	7465	8125	8510	8940	9075	
	65	2160	2775	3390	3930	4510	5075	5580	6170	6715	7030	7385	7500	
	70	1965	2525	3085	3580	4105	4620	5080	5615	6110	6400	6720	6825	

For the explanation of the symbols and abbreviations, see the inside of the last page.

600/60 R 30.5 IMP 173 D TL ENDURION TRAILER

EAN	8714692892936		Section width	610 mm										
Nominal tyre pressure	5,0 bar		Overall diameter	1505 mm										
Tyre construction	Radial		Static loaded radius	690 mm										
Recommended rim width	AG 20.00		Rolling circumference	4590 mm										
			SRI	725										
			Tread depth	26 mm										
			Tie bar height	7 mm										
			75% of the tyre volume	374 l										
			Tyre pressure (bar)											
			0,80	1,20	1,60	2,00	2,40	2,80	3,20	3,60	4,00	4,40	4,80	5,00
			Load capacity per tyre(kg)											
Speed (km/h)	10	3390	4355	5325	6175	7080	7970	8765	9685	10540	11040	11595	11700	
	25	2975	3825	4675	5420	6215	6995	7695	8505	9250	9690	10180	10270	
	30	2840	3655	4465	5180	5940	6685	7350	8125	8840	9260	9730	9815	
	40	2560	3290	4020	4665	5350	6020	6620	7320	7965	8340	8760	8840	
	50	2275	2930	3580	4150	4760	5360	5890	6510	7085	7420	7795	7865	
	65	1880	2420	2960	3430	3930	4430	4870	5380	5855	6135	6445	6500	
	70	1715	2200	2690	3120	3580	4030	4430	4895	5330	5580	5865	5915	

For the explanation of the symbols and abbreviations, see the inside of the last page.



IMPLEMENT RADIAL —



VREDESTEIN FLOTATION
OPTIMALL VF 750/60R30.5
Resources Protection
✓ Soil preservation
✓ Fuel saving
DLG Test Report 7434



FLOTATION OPTIMALL

VF TRAILER TYRE FOR OPTIMUM SOIL PRESERVATION

FEATURES

Unique Traxion concept consisting of a comfort Zone and a Traction Zone

Chamfered tread blocks with non-parallel lugs

Smooth design with rounded shoulders

BENEFITS

Excellent driving comfort on the road and continuous rolling in the field, even in the most difficult conditions

Superb self-cleaning on all soil types

Superior grassland-friendliness, especially while turning on headlands

Ø	Tyre size	Service description	Nominal inflation pressure (bar)						Pag.
22,5	VF 710/45 R 22.5 IMP	170 D	3,2	AG 24.00	725*	1210*	530*	3655*	147 N
26,5	VF 600/55 R 26.5 IMP	170 D	3,2	AG 20.00	610	1345	590	4075	147 N
	VF 710/50 R 26.5 IMP	176 D	3,2	AG 24.00	715	1395	615	4215	148 N
	VF 750/45 R 26.5 IMP	176 D	3,2	AG 24.00	750*	1355*	595*	4090*	148 N
	VF 800/45 R 26.5 IMP	179 D	3,2	AG 28.00	790	1395	610	4210	149 N
30,5	VF 710/50 R 30.5 IMP	178 D	3,2	AG 24.00	715	1490	655	4500	149 N
	VF 750/60 R 30.5 IMP	187 D	3,2	AG 24.00	765	1680	735	5060	150 N
	VF 800/45 R 30.5 IMP	181 D	3,2	AG 28.00	795	1495	655	4510	150 N
32	VF 800/60 R 32 IMP	191 D	3,2	DW27B	805	1795	785	5425	151 N

For the explanation of the symbols and abbreviations, see the inside of the last page.

* = Calculated values.

VF 710/45 R 22.5 IMP 170 D TL FLOTATION OPTIMALL

EAN		8714692805561			Section width		725* mm	
Nominal tyre pressure		3,2 bar			Overall diameter		1210* mm	
Tyre construction		Radial			Static loaded radius		530* mm	
Recommended rim width		AG 24.00			Rolling circumference		3655* mm	
					SRI		575	
					Tread depth		23 mm	
					Tie bar height		4 mm	
					75% of the tyre volume		310* l	
		Tyre pressure (bar)						
		0,80	1,20	1,60	2,00	2,40	2,80	3,20
		Load capacity per tyre(kg)						
Speed (km/h)	10	3920	5040	6100	6835	7890	8940	9840
	25	3490	4485	5430	6085	7025	7960	8760
	30	3370	4330	5245	5880	6780	7685	8460
	40	3085	3965	4800	5380	6205	7030	7740
	50	2795	3595	4355	4875	5630	6380	7020
	65	2390	3070	3720	4170	4810	5450	6000
	70	2175	2795	3385	3795	4375	4960	5460

For the explanation of the symbols and abbreviations, see the inside of the last page.

* = Calculated values.

VF 600/55 R 26.5 IMP 170 D TL FLOTATION OPTIMALL

EAN		8714692801174			Section width		610 mm	
Nominal tyre pressure		3,2 bar			Overall diameter		1345 mm	
Tyre construction		Radial			Static loaded radius		590 mm	
Recommended rim width		AG 20.00			Rolling circumference		4075 mm	
					SRI		625	
					Tread depth		22 mm	
					Tie bar height		4 mm	
					75% of the tyre volume		314 l	
		Tyre pressure (bar)						
		0,80	1,20	1,60	2,00	2,40	2,80	3,20
		Load capacity per tyre(kg)						
Speed (km/h)	10	3875	4980	6030	6760	7795	8835	9840
	25	3450	4435	5370	6015	6940	7865	8760
	30	3330	4280	5185	5810	6705	7600	8460
	40	3045	3915	4745	5315	6135	6950	7740
	50	2765	3555	4305	4820	5565	6305	7020
	65	2360	3035	3680	4120	4755	5390	6000
	70	2150	2765	3345	3750	4325	4905	5460

For the explanation of the symbols and abbreviations, see the inside of the last page.

IMPLEMENT RADIAL —

VF 710/50 R 26.5 IMP 176 D TL FLOTATION OPTIMALL

EAN	8714692800580		Section width	715 mm					
Nominal tyre pressure	3,2 bar		Overall diameter	1395 mm					
Tyre construction	Radial		Static loaded radius	615 mm					
Recommended rim width	AG 24.00		Rolling circumference	4215 mm					
			SRI	650					
			Tread depth	25 mm					
			Tie bar height	4 mm					
			75% of the tyre volume	403 l					
			Tyre pressure (bar)						
			0,80	1,20	1,60	2,00	2,40	2,80	3,20
			Load capacity per tyre(kg)						
Speed (km/h)	10	4625	5945	7200	8070	9310	10550	11645	
	25	4115	5295	6410	7185	8290	9395	10365	
	30	3975	5110	6190	6935	8005	9070	10010	
	40	3640	4675	5665	6345	7325	8300	9160	
	50	3300	4240	5140	5755	6640	7525	8305	
	65	2820	3625	4390	4920	5675	6435	7100	
	70	2565	3300	3995	4475	5165	5855	6460	

For the explanation of the symbols and abbreviations, see the inside of the last page.

VF 750/45 R 26.5 IMP 176 D TL FLOTATION OPTIMALL

EAN	8714692805578		Section width	750* mm					
Nominal tyre pressure	3,2 bar		Overall diameter	1355* mm					
Tyre construction	Radial		Static loaded radius	595* mm					
Recommended rim width	AG 24.00		Rolling circumference	4090* mm					
			SRI	650					
			Tread depth	26 mm					
			Tie bar height	4 mm					
			75% of the tyre volume	389* l					
			Tyre pressure (bar)						
			0,80	1,20	1,60	2,00	2,40	2,80	3,20
			Load capacity per tyre(kg)						
Speed (km/h)	10	4585	5895	7140	8000	9230	10460	11645	
	25	4080	5250	6355	7120	8215	9315	10365	
	30	3940	5070	6140	6880	7935	8995	10010	
	40	3605	4635	5615	6290	7260	8230	9160	
	50	3270	4205	5095	5705	6585	7465	8305	
	65	2795	3595	4355	4880	5630	6380	7100	
	70	2545	3270	3960	4440	5120	5805	6460	

For the explanation of the symbols and abbreviations, see the inside of the last page.

* = Calculated values.

VF 800/45 R 26.5 IMP 179 D TL FLOTATION OPTIMALL

EAN		8714692800597			Section width		790 mm	
Nominal tyre pressure		3,2 bar			Overall diameter		1395 mm	
Tyre construction		Radial			Static loaded radius		610 mm	
Recommended rim width		AG 28.00			Rolling circumference		4210 mm	
					SRI		725	
					Tread depth		25 mm	
					Tie bar height		4 mm	
					75% of the tyre volume		449 l	
		Tyre pressure (bar)						
		0,80	1,20	1,60	2,00	2,40	2,80	3,20
		Load capacity per tyre(kg)						
Speed (km/h)	10	5070	6520	7895	8845	10210	11570	12710
	25	4515	5805	7030	7875	9090	10300	11315
	30	4360	5605	6790	7605	8775	9945	10930
	40	3990	5130	6210	6960	8030	9100	10000
	50	3620	4650	5635	6310	7285	8255	9070
	65	3090	3975	4815	5395	6225	7055	7750
	70	2815	3620	4380	4910	5665	6420	7055

For the explanation of the symbols and abbreviations, see the inside of the last page.

VF 710/50 R 30.5 IMP 178 D TL FLOTATION OPTIMALL

EAN		8714692805585			Section width		715 mm	
Nominal tyre pressure		3,2 bar			Overall diameter		1490 mm	
Tyre construction		Radial			Static loaded radius		655 mm	
Recommended rim width		AG 24.00			Rolling circumference		4500 mm	
					SRI		700	
					Tread depth		28 mm	
					Tie bar height		4 mm	
					75% of the tyre volume		432 l	
		Tyre pressure (bar)						
		0,80	1,20	1,60	2,00	2,40	2,80	3,20
		Load capacity per tyre(kg)						
Speed (km/h)	10	4925	6330	7670	8590	9915	11235	12300
	25	4385	5635	6825	7650	8825	10000	10950
	30	4235	5445	6595	7385	8525	9660	10575
	40	3875	4980	6030	6760	7800	8840	9675
	50	3515	4515	5470	6130	7075	8015	8775
	65	3005	3860	4675	5240	6045	6850	7500
	70	2735	3515	4255	4765	5500	6235	6825

For the explanation of the symbols and abbreviations, see the inside of the last page.

IMPLEMENT RADIAL —

VF 750/60 R 30.5 IMP 187 D TL FLOTATION OPTIMALL

EAN	8714692291586			Section width	765 mm			
Nominal tyre pressure	3,2 bar			Overall diameter	1680 mm			
Tyre construction	Radial			Static loaded radius	735 mm			
Recommended rim width	AG 24.00			Rolling circumference	5060 mm			
				SRI	800			
				Tread depth	28 mm			
				Tie bar height	4 mm			
				75% of the tyre volume	654 l			
	Tyre pressure (bar)							
	0,80	1,20	1,60	2,00	2,40	2,80	3,20	
	Load capacity per tyre(kg)							
Speed (km/h)	10	6315	8120	9830	11015	12710	14405	15990
	25	5620	7225	8750	9805	11315	12825	14235
	30	5430	6980	8455	9470	10925	12385	13750
	40	4965	6385	7735	8665	9995	11330	12580
	50	4505	5790	7015	7860	9065	10275	11410
	65	3850	4950	5995	6715	7750	8785	9750
	70	3505	4505	5455	6110	7050	7995	8875

For the explanation of the symbols and abbreviations, see the inside of the last page.

VF 800/45 R 30.5 IMP 181 D TL FLOTATION OPTIMALL

EAN	8714692800603			Section width	795 mm			
Nominal tyre pressure	3,2 bar			Overall diameter	1495 mm			
Tyre construction	Radial			Static loaded radius	655 mm			
Recommended rim width	AG 28.00			Rolling circumference	4510 mm			
				SRI	725			
				Tread depth	26 mm			
				Tie bar height	4 mm			
				75% of the tyre volume	489 l			
	Tyre pressure (bar)							
	0,80	1,20	1,60	2,00	2,40	2,80	3,20	
	Load capacity per tyre(kg)							
Speed (km/h)	10	5400	6940	8405	9420	10865	12315	13530
	25	4805	6180	7485	8385	9675	10965	12045
	30	4640	5970	7225	8095	9345	10590	11635
	40	4245	5460	6610	7410	8550	9690	10645
	50	3850	4950	5995	6720	7755	8785	9655
	65	3290	4230	5125	5745	6625	7510	8250
	70	2995	3850	4665	5225	6030	6835	7510

For the explanation of the symbols and abbreviations, see the inside of the last page.

IMPLEMENT — RADIAL

VF 800/60 R 32 IMP 191 D TL FLOTATION OPTIMALL

EAN	8714692805592	Section width	805 mm					
Nominal tyre pressure	3,2 bar	Overall diameter	1795 mm					
Tyre construction	Radial	Static loaded radius	785 mm					
Recommended rim width	DW27B	Rolling circumference	5425 mm					
		SRI	850					
		Tread depth	30 mm					
		Tie bar height	4 mm					
		75% of the tyre volume	807 l					
		Tyre pressure (bar)						
		0,80	1,20	1,60	2,00	2,40	2,80	3,20
		Load capacity per tyre(kg)						
Speed (km/h)	10	7135	9170	11110	12445	14360	16275	17875
	25	6350	8165	9890	11080	12785	14490	15915
	30	6135	7885	9550	10700	12345	13995	15370
	40	5610	7215	8740	9790	11295	12800	14060
	50	5090	6545	7925	8880	10245	11610	12755
	65	4350	5595	6775	7590	8755	9925	10900
	70	3960	5090	6165	6905	7970	9030	9920

For the explanation of the symbols and abbreviations, see the inside of the last page.



IMPLEMENT RADIAL —



FLOTATION TRAC

THE ALL ROUND FLOTATION TYRE
FOR MAXIMUM SOIL PROTECTION

FEATURES

Stable central tread and rounded shoulders

Highly flexible carcass & sturdy belt design

Robust bead construction

BENEFITS






Keeps rolling even in the most difficult conditions

Optimized footprint under varying inflation pressures

High degree of reliability



FLOTATION TRAC

Ø	Tyre size	Service description	Nominal inflation pressure (bar)		 mm	 mm	 mm	 mm	Pag.
17	480/45 R 17 IMP	140 D	4,0	16.00	480	850	395	2635	154
	520/50 R 17 IMP	147 D	4,0	16.00	505	965	445	2970	154
22.5	500/45 R 22.5 IMP	136 D	2,8	AG 16.00	500	1025	475	3130	155
	520/55 R 22.5 IMP	148 D	3,2	AG 16.00	515	1155	530	3560	155
	520/55 R 22.5 IMP	154 D	4,0	AG 16.00	515	1155	530	3560	156
	560/45 R 22.5 IMP	152 D	4,0	AG 16.00	545	1085	490	3295	156
	560/45 R 22.5 IMP	160 D	6,0	AG 16.00	530	1080	500	3350	157
	560/60 R 22.5 IMP	161 D	4,0	AG 16.00	550	1245	560	3820	157
	560/60 R 22.5 IMP	165 D	5,0	AG 16.00	550	1245	560	3820	158
	580/65 R 22.5 IMP	166 D	4,0	AG 18.00	585	1300	585	3985	158
	600/50 R 22.5 IMP	159 D	4,0	AG 20.00	600	1170	530	3615	159
	650/40 R 22.5 IMP	150 D	3,2	AG 20.00	635	1080	495	3360	159
	680/50 R 22.5 IMP	156 D	2,8	AG 20.00	670	1260	565	3880	160
	710/40 R 22.5 IMP	161 D	4,0	AG 24.00	700	1140	515	3470	160
	710/45 R 22.5 IMP	165 D	4,0	AG 24.00	730	1230	570	3780	161
	800/40 R 22.5 IMP	168 D	4,0	AG 28.00	790	1220	550	3700	161
26	710/65 R 26 IMP	179 D	4,0	DW25B	755	1565	715	4855	162
26.5	600/55 R 26.5 IMP	165 D	4,0	AG 20.00	620	1350	625	4170	162
	650/55 R 26.5 IMP	169 D	4,0	AG 20.00	650	1400	635	4300	163
	650/65 R 26.5 IMP	174 D	4,0	AG 20.00	670	1520	700	4680	163
	710/50 R 26.5 IMP	170 D	4,0	AG 24.00	740	1365	635	4265	164
	750/45 R 26.5 IMP	170 D	4,0	AG 24.00	745	1365	620	4180	164
	800/45 R 26.5 IMP	174 D	4,0	AG 28.00	800	1380	640	4300	165
30.5	600/60 R 30.5 IMP	169 D	4,0	AG 20.00	610	1505	710	4675	165
	650/65 R 30.5 IMP	176 D	4,0	AG 20.00	645	1635	755	5075	166
	710/50 R 30.5 IMP	173 D	4,0	AG 24.00	730	1495	680	4530	166
	750/60 R 30.5 IMP	181 D	4,0	AG 24.00	785	1695	785	5130	167
	800/45 R 30.5 IMP	176 D	4,0	AG 28.00	810	1510	700	4710	167
	850/50 R 30.5 IMP	182 D	4,0	AG 28.00	870	1655	725	4910	168
32	800/60 R 32 IMP	185 D	4,0	DW27B	810	1795	810	5550	168
	900/65 R 32 IMP	188 D	3,2	DW30B	915	1955	875	5965	169
38	800/60 R 38 IMP	182 D	3,2	DW27B	790	1940	885	5820	169
	900/65 R 38 IMP	191 D	3,2	DW30B	905	2110	940	6400	170

For the explanation of the symbols and abbreviations, see the inside of the last page.

IMPLEMENT RADIAL —

480/45 R 17 IMP 140 D TL FLOTATION TRAC

EAN	8714692360435		Section width	480 mm							
Nominal tyre pressure	4,0 bar		Overall diameter	850 mm							
Tyre construction	Radial		Static loaded radius	395 mm							
Recommended rim width	16.00		Rolling circumference	2635 mm							
			SRI	410							
			Tread depth	23 mm							
			Tie bar height	8 mm							
			75% of the tyre volume	88 l							
			Tyre pressure (bar)								
			0,80	1,20	1,60	2,00	2,40	2,80	3,20	3,60	4,00
			Load capacity per tyre(kg)								
Speed (km/h)	10	1430	1955	2315	2655	3015	3365	3710	4085	4500	
	25	1255	1715	2035	2330	2645	2950	3255	3585	3950	
	30	1200	1640	1945	2225	2530	2820	3110	3430	3775	
	40	1080	1475	1750	2005	2280	2540	2800	3090	3400	
	50	960	1315	1555	1785	2025	2260	2495	2745	3025	
	65	795	1085	1285	1475	1675	1870	2060	2270	2500	
	70	725	985	1170	1340	1525	1700	1875	2065	2275	

For the explanation of the symbols and abbreviations, see the inside of the last page.

520/50 R 17 IMP 147 D TL FLOTATION TRAC

EAN	8714692291593		Section width	505 mm							
Nominal tyre pressure	4,0 bar		Overall diameter	965 mm							
Tyre construction	Radial		Static loaded radius	445 mm							
Recommended rim width	16.00		Rolling circumference	2970 mm							
			SRI	450							
			Tread depth	17 mm							
			Tie bar height	6 mm							
			75% of the tyre volume	133 l							
			Tyre pressure (bar)								
			0,80	1,20	1,60	2,00	2,40	2,80	3,20	3,60	4,00
			Load capacity per tyre(kg)								
Speed (km/h)	10	1780	2435	2890	3310	3760	4195	4635	5095	5535	
	25	1565	2135	2535	2905	3300	3680	4070	4475	4860	
	30	1495	2045	2425	2775	3155	3520	3890	4275	4645	
	40	1345	1840	2180	2500	2840	3170	3500	3850	4180	
	50	1200	1635	1940	2225	2525	2820	3115	3425	3720	
	65	990	1355	1605	1840	2090	2330	2575	2830	3075	
	70	900	1230	1460	1675	1900	2120	2345	2575	2800	

For the explanation of the symbols and abbreviations, see the inside of the last page.

500/45 R 22.5 IMP 136 D TL FLOTATION TRAC

EAN	8714692360442	Section width						500 mm
Nominal tyre pressure	2,8 bar	Overall diameter						1025 mm
Tyre construction	Radial	Static loaded radius						475 mm
Recommended rim width	16.00	Rolling circumference						3130 mm
		SRI						500
		Tread depth						23 mm
		Tie bar height						8 mm
		75% of the tyre volume						127 l
		Tyre pressure (bar)						
		0,80	1,20	1,60	2,00	2,40	2,80	
		Load capacity per tyre(kg)						
Speed (km/h)	10	1730	2365	2805	3215	3710	4030	
	25	1520	2075	2465	2825	3260	3540	
	30	1455	1985	2355	2700	3115	3380	
	40	1310	1790	2120	2430	2805	3045	
	50	1165	1590	1885	2160	2495	2710	
	65	960	1315	1560	1785	2060	2240	
	70	875	1195	1420	1625	1875	2040	

For the explanation of the symbols and abbreviations, see the inside of the last page.

520/55 R 22.5 IMP 148 D TL FLOTATION TRAC

EAN	8714692291609	Section width						515 mm
Nominal tyre pressure	3,2 bar	Overall diameter						1155 mm
Tyre construction	Radial	Static loaded radius						530 mm
Recommended rim width	AG 16.00	Rolling circumference						3560 mm
		SRI						575
		Tread depth						17 mm
		Tie bar height						6 mm
		75% of the tyre volume						193 l
		Tyre pressure (bar)						
		0,80	1,20	1,60	2,00	2,40	2,80	3,20
		Load capacity per tyre(kg)						
Speed (km/h)	10	2190	2995	3550	4070	4625	5155	5670
	25	1925	2630	3120	3575	4060	4525	4975
	30	1840	2510	2980	3415	3880	4325	4755
	40	1655	2260	2685	3075	3495	3895	4285
	50	1475	2015	2385	2735	3110	3465	3810
	65	1220	1665	1975	2260	2570	2865	3150
	70	1110	1515	1795	2060	2335	2605	2865

For the explanation of the symbols and abbreviations, see the inside of the last page.

IMPLEMENT RADIAL —

520/55 R 22.5 IMP 154 D TL FLOTATION TRAC

EAN	8714692291616		Section width	515 mm							
Nominal tyre pressure	4,0 bar		Overall diameter	1155 mm							
Tyre construction	Radial		Static loaded radius	530 mm							
Recommended rim width	AG 16.00		Rolling circumference	3560 mm							
			SRI	575							
			Tread depth	17 mm							
			Tie bar height	6 mm							
			75% of the tyre volume	193 l							
			Tyre pressure (bar)								
			0,80	1,20	1,60	2,00	2,40	2,80	3,20	3,60	4,00
			Load capacity per tyre(kg)								
Speed (km/h)	10	2190	2995	3550	4070	4625	5155	5670	6265	6750	
	25	1925	2630	3120	3575	4060	4525	4975	5500	5925	
	30	1840	2510	2980	3415	3880	4325	4755	5255	5665	
	40	1655	2260	2685	3075	3495	3895	4285	4735	5100	
	50	1475	2015	2385	2735	3110	3465	3810	4215	4540	
	65	1220	1665	1975	2260	2570	2865	3150	3480	3750	
	70	1110	1515	1795	2060	2335	2605	2865	3170	3415	

For the explanation of the symbols and abbreviations, see the inside of the last page.

560/45 R 22.5 IMP 152 D TL FLOTATION TRAC

EAN	8714692335532		Section width	545 mm							
Nominal tyre pressure	4,0 bar		Overall diameter	1085 mm							
Tyre construction	Radial		Static loaded radius	490 mm							
Recommended rim width	AG 16.00		Rolling circumference	3295 mm							
			SRI	525							
			Tread depth	23 mm							
			Tie bar height	8 mm							
			75% of the tyre volume	154 l							
			Tyre pressure (bar)								
			0,80	1,20	1,60	2,00	2,40	2,80	3,20	3,60	4,00
			Load capacity per tyre(kg)								
Speed (km/h)	10	2060	2815	3340	3825	4345	4845	5400	5890	6390	
	25	1810	2470	2930	3360	3815	4255	4740	5170	5610	
	30	1730	2360	2800	3210	3645	4065	4530	4940	5360	
	40	1555	2125	2520	2890	3285	3660	4080	4450	4830	
	50	1385	1890	2245	2570	2920	3260	3630	3960	4295	
	65	1145	1565	1855	2125	2415	2695	3000	3270	3550	
	70	1040	1425	1690	1935	2195	2450	2730	2980	3230	

For the explanation of the symbols and abbreviations, see the inside of the last page.

560/45 R 22.5 IMP 160 D TL FLOTATION TRAC

EAN		8714692350634				Section width		545 mm					
Nominal tyre pressure		6,0 bar				Overall diameter		1085 mm					
Tyre construction		Radial				Static loaded radius		490 mm					
Recommended rim width		AG 16.00				Rolling circumference		3295 mm					
						SRI		525					
						Tread depth		23 mm					
						Tie bar height		8 mm					
						75% of the tyre volume		154 l					
		Tyre pressure (bar)											
		1,60	2,00	2,40	2,80	3,20	3,60	4,00	4,40	4,80	5,20	5,60	6,00
		Load capacity per tyre(kg)											
Speed (km/h)	10	3235	3755	4305	4845	5400	5890	6390	6715	7050	7200	7810	8100
	25	2840	3295	3780	4255	4740	5170	5610	5895	6190	6320	6855	7110
	30	2715	3150	3610	4065	4530	4940	5360	5630	5915	6040	6555	6795
	40	2445	2835	3250	3660	4080	4450	4830	5070	5330	5440	5900	6120
	50	2175	2525	2895	3260	3630	3960	4295	4515	4740	4840	5250	5445
	65	1800	2085	2390	2695	3000	3270	3550	3730	3920	4000	4340	4500
	70	1635	1900	2175	2450	2730	2980	3230	3395	3565	3640	3950	4095

For the explanation of the symbols and abbreviations, see the inside of the last page.

560/60 R 22.5 IMP 161 D TL FLOTATION TRAC

EAN		8714692291623				Section width		550 mm					
Nominal tyre pressure		4,0 bar				Overall diameter		1245 mm					
Tyre construction		Radial				Static loaded radius		560 mm					
Recommended rim width		AG 16.00				Rolling circumference		3820 mm					
						SRI		600					
EAN Tube		8714692285044				Tread depth		19 mm					
						Tie bar height		7 mm					
						75% of the tyre volume		251 l					
		Tyre pressure (bar)											
		0,80	1,20	1,60	2,00	2,40	2,80	3,20	3,60	4,00			
		Load capacity per tyre(kg)											
Speed (km/h)	10	2660	3635	4315	4945	5615	6265	6975	7615	8325			
	25	2335	3195	3785	4340	4930	5500	6125	6680	7310			
	30	2235	3050	3620	4150	4710	5255	5850	6385	6985			
	40	2010	2750	3260	3735	4245	4735	5270	5750	6290			
	50	1790	2445	2900	3325	3775	4210	4690	5120	5595			
	65	1480	2020	2395	2745	3120	3480	3875	4230	4625			
	70	1345	1840	2180	2500	2840	3165	3525	3850	4210			

For the explanation of the symbols and abbreviations, see the inside of the last page.

IMPLEMENT RADIAL —

560/60 R 22.5 IMP 165 D TL FLOTATION TRAC

EAN	8714692342653		Section width	550 mm									
Nominal tyre pressure	5,0 bar		Overall diameter	1245 mm									
Tyre construction	Radial		Static loaded radius	560 mm									
Recommended rim width	AG 16.00		Rolling circumference	3820 mm									
EAN Tube	8714692285044		SRI	600									
			Tread depth	19 mm									
			Tie bar height	7 mm									
			75% of the tyre volume	251 l									
			Tyre pressure (bar)										
			1,20	1,60	2,00	2,40	2,80	3,20	3,60	4,00	4,40	4,80	5,00
			Load capacity per tyre(kg)										
Speed (km/h)	10	3425	4185	4850	5565	6265	6975	7615	8325	8675	9115	9270	
	25	3005	3670	4260	4885	5500	6125	6680	7310	7615	8000	8135	
	30	2870	3510	4070	4665	5255	5850	6385	6985	7280	7645	7775	
	40	2585	3160	3665	4205	4735	5270	5750	6290	6555	6885	7005	
	50	2300	2810	3260	3740	4210	4690	5120	5595	5835	6125	6230	
	65	1900	2325	2695	3090	3480	3875	4230	4625	4820	5065	5150	
	70	1730	2115	2455	2810	3165	3525	3850	4210	4385	4610	4685	

For the explanation of the symbols and abbreviations, see the inside of the last page.

580/65 R 22.5 IMP 166 D TL FLOTATION TRAC

EAN	8714692186622		Section width	585 mm								
Nominal tyre pressure	4,0 bar		Overall diameter	1300 mm								
Tyre construction	Radial		Static loaded radius	585 mm								
Recommended rim width	AG 18.00		Rolling circumference	3985 mm								
Permitted rim width	AG 16.00		SRI	625								
			Tread depth	23 mm								
			Tie bar height	6 mm								
			75% of the tyre volume	310 l								
			Tyre pressure (bar)									
			0,80	1,20	1,60	2,00	2,40	2,80	3,20	3,60	4,00	
			Load capacity per tyre(kg)									
Speed (km/h)	10	3075	4200	4980	5705	6480	7230	7950	8785	9540		
	25	2695	3685	4370	5010	5690	6345	6980	7710	8375		
	30	2580	3520	4175	4785	5435	6065	6670	7370	8005		
	40	2320	3170	3760	4310	4895	5460	6005	6640	7210		
	50	2065	2820	3345	3835	4355	4860	5345	5905	6415		
	65	1705	2330	2765	3170	3600	4015	4415	4880	5300		
	70	1555	2120	2515	2885	3275	3655	4020	4440	4825		

For the explanation of the symbols and abbreviations, see the inside of the last page.

600/50 R 22.5 IMP 159 D TL FLOTATION TRAC

EAN		8714692335549				Section width		600 mm		
Nominal tyre pressure		4,0 bar				Overall diameter		1170 mm		
Tyre construction		Radial				Static loaded radius		530 mm		
Recommended rim width		AG 20.00				Rolling circumference		3615 mm		
						SRI		550		
						Tread depth		23 mm		
						Tie bar height		6 mm		
						75% of the tyre volume		226 l		
		Tyre pressure (bar)								
		0,80	1,20	1,60	2,00	2,40	2,80	3,20	3,60	4,00
		Load capacity per tyre(kg)								
Speed (km/h)	10	2515	3435	4075	4675	5305	5920	6570	7195	7875
	25	2210	3015	3580	4100	4660	5195	5765	6315	6915
	30	2110	2885	3420	3920	4450	4965	5510	6035	6605
	40	1900	2595	3080	3530	4010	4475	4965	5435	5950
	50	1690	2310	2740	3140	3570	3980	4415	4835	5295
	65	1400	1910	2265	2595	2950	3290	3650	3995	4375
	70	1270	1740	2060	2360	2685	2995	3320	3635	3980

For the explanation of the symbols and abbreviations, see the inside of the last page.

650/40 R 22.5 IMP 150 D TL FLOTATION TRAC

EAN		8714692291524				Section width		635 mm		
Nominal tyre pressure		3,2 bar				Overall diameter		1080 mm		
Tyre construction		Radial				Static loaded radius		495 mm		
Recommended rim width		AG 20.00				Rolling circumference		3360 mm		
						SRI		525		
						Tread depth		21 mm		
						Tie bar height		8 mm		
						75% of the tyre volume		191 l		
		Tyre pressure (bar)								
		0,80	1,20	1,60	2,00	2,40	2,80	3,20		
		Load capacity per tyre(kg)								
Speed (km/h)	10	2340	3195	3790	4340	4930	5500	6030		
	25	2050	2805	3325	3810	4330	4830	5295		
	30	1960	2680	3180	3645	4135	4615	5060		
	40	1765	2415	2865	3280	3725	4155	4555		
	50	1570	2145	2545	2920	3315	3700	4055		
	65	1300	1775	2105	2410	2740	3055	3350		
	70	1180	1615	1915	2195	2495	2780	3050		

For the explanation of the symbols and abbreviations, see the inside of the last page.

IMPLEMENT RADIAL —

680/50 R 22.5 IMP 156 D TL FLOTATION TRAC

EAN		8714692335556				Section width		670 mm		
Nominal tyre pressure		2,8 bar				Overall diameter		1260 mm		
Tyre construction		Radial				Static loaded radius		565 mm		
Recommended rim width		AG 20.00				Rolling circumference		3880 mm		
						SRI		600		
						Tread depth		23 mm		
						Tie bar height		8 mm		
						75% of the tyre volume		319 l		
		Tyre pressure (bar)								
		0,80	1,20	1,60	2,00	2,40	2,80			
		Load capacity per tyre(kg)								
Speed (km/h)	10	3065	4185	4965	5690	6565	7200			
	25	2690	3675	4355	4995	5760	6320			
	30	2570	3510	4165	4770	5505	6040			
	40	2315	3160	3750	4300	4960	5440			
	50	2060	2815	3335	3825	4415	4840			
	65	1700	2325	2760	3160	3645	4000			
	70	1550	2115	2510	2875	3320	3640			

For the explanation of the symbols and abbreviations, see the inside of the last page.

710/40 R 22.5 IMP 161 D TL FLOTATION TRAC

EAN		8714692335570				Section width		700 mm		
Nominal tyre pressure		4,0 bar				Overall diameter		1140 mm		
Tyre construction		Radial				Static loaded radius		515 mm		
Recommended rim width		AG 24.00				Rolling circumference		3470 mm		
						SRI		550		
						Tread depth		23 mm		
						Tie bar height		8 mm		
						75% of the tyre volume		253 l		
		Tyre pressure (bar)								
		0,80	1,20	1,60	2,00	2,40	2,80	3,20	3,60	4,00
		Load capacity per tyre(kg)								
Speed (km/h)	10	2680	3660	4345	4980	5655	6305	6975	7665	8325
	25	2355	3215	3815	4370	4965	5535	6125	6730	7310
	30	2250	3070	3645	4175	4745	5290	5850	6430	6985
	40	2025	2765	3280	3760	4270	4765	5270	5790	6290
	50	1800	2460	2920	3345	3800	4240	4690	5150	5595
	65	1490	2035	2415	2765	3140	3505	3875	4260	4625
	70	1355	1850	2195	2515	2860	3190	3525	3875	4210

For the explanation of the symbols and abbreviations, see the inside of the last page.

710/45 R 22.5 IMP 165 D TL FLOTATION TRAC

EAN		8714692183454				Section width		730 mm		
Nominal tyre pressure		4,0 bar				Overall diameter		1230 mm		
Tyre construction		Radial				Static loaded radius		570 mm		
Recommended rim width		AG 24.00				Rolling circumference		3780 mm		
EAN Tube		8714692335020				SRI		575		
						Tread depth		23 mm		
						Tie bar height		5 mm		
						75% of the tyre volume		325 l		
		Tyre pressure (bar)								
		0,80	1,20	1,60	2,00	2,40	2,80	3,20	3,60	4,00
		Load capacity per tyre(kg)								
Speed (km/h)	10	2980	4070	4830	5535	6285	7010	7705	8520	9270
	25	2615	3570	4240	4855	5515	6150	6765	7475	8135
	30	2500	3415	4050	4640	5270	5880	6465	7145	7775
	40	2250	3075	3650	4180	4750	5295	5825	6435	7005
	50	2005	2735	3245	3720	4225	4710	5180	5725	6230
	65	1655	2260	2680	3075	3490	3895	4280	4735	5150
	70	1505	2060	2440	2795	3175	3545	3895	4305	4685

For the explanation of the symbols and abbreviations, see the inside of the last page.

800/40 R 22.5 IMP 168 D TL FLOTATION TRAC

EAN		8714692335587				Section width		790 mm		
Nominal tyre pressure		4,0 bar				Overall diameter		1220 mm		
Tyre construction		Radial				Static loaded radius		550 mm		
Recommended rim width		AG 28.00				Rolling circumference		3700 mm		
						SRI		575		
						Tread depth		23 mm		
						Tie bar height		8 mm		
						75% of the tyre volume		348 l		
		Tyre pressure (bar)								
		0,80	1,20	1,60	2,00	2,40	2,80	3,20	3,60	4,00
		Load capacity per tyre(kg)								
Speed (km/h)	10	3230	4415	5235	6000	6815	7600	8355	9235	10080
	25	2835	3875	4595	5265	5980	6670	7335	8110	8850
	30	2710	3700	4390	5035	5715	6375	7010	7750	8455
	40	2440	3335	3955	4535	5150	5740	6315	6980	7615
	50	2170	2965	3520	4035	4580	5110	5620	6210	6775
	65	1795	2450	2910	3335	3785	4220	4645	5130	5600
	70	1635	2230	2645	3035	3445	3840	4225	4670	5095

For the explanation of the symbols and abbreviations, see the inside of the last page.

IMPLEMENT RADIAL —

710/65 R 26 IMP 179 D TL FLOTATION TRAC

EAN	8714692335594		Section width	735 mm							
Nominal tyre pressure	4,0 bar		Overall diameter	1565 mm							
Tyre construction	Radial		Static loaded radius	715 mm							
Recommended rim width	DW 25B		Rolling circumference	4855 mm							
Alternative tyre size	28 LR 26		SRI	750							
			Tread depth	26 mm							
			Tie bar height	9 mm							
			75% of the tyre volume	563 l							
			Tyre pressure (bar)								
			0,80	1,20	1,60	2,00	2,40	2,80	3,20	3,60	4,00
			Load capacity per tyre(kg)								
Speed (km/h)	10	4580	6240	7630	9015	10285	11185	12085	12985	13950	
	25	4020	5480	6695	7915	9030	9815	10610	11395	12245	
	30	3840	5235	6400	7565	8630	9385	10140	10890	11705	
	40	3460	4715	5765	6815	7770	8450	9130	9810	10540	
	50	3075	4195	5130	6060	6915	7520	8125	8730	9380	
	65	2545	3470	4240	5010	5715	6215	6715	7215	7750	
	70	2315	3155	3855	4560	5200	5655	6110	6565	7055	

For the explanation of the symbols and abbreviations, see the inside of the last page.

600/55 R 26.5 IMP 165 D TL FLOTATION TRAC

EAN	8714692309885		Section width	620 mm							
Nominal tyre pressure	4,0 bar		Overall diameter	1350 mm							
Tyre construction	Radial		Static loaded radius	625 mm							
Recommended rim width	AG 20.00		Rolling circumference	4170 mm							
			SRI	625							
			Tread depth	25 mm							
			Tie bar height	9 mm							
			75% of the tyre volume	307 l							
			Tyre pressure (bar)								
			0,80	1,20	1,60	2,00	2,40	2,80	3,20	3,60	4,00
			Load capacity per tyre(kg)								
Speed (km/h)	10	3060	4635	5560	6490	7415	7890	8345	8805	9270	
	25	2685	4070	4880	5695	6510	6915	7320	7730	8135	
	30	2565	3890	4665	5445	6220	6610	7000	7385	7775	
	40	2310	3505	4205	4905	5605	5955	6305	6655	7005	
	50	2055	3115	3740	4360	4985	5295	5605	5920	6230	
	65	1700	2575	3090	3605	4120	4380	4635	4895	5150	
	70	1545	2345	2810	3280	3750	3980	4215	4450	4685	

For the explanation of the symbols and abbreviations, see the inside of the last page.

650/55 R 26.5 IMP 169 D TL FLOTATION TRAC

EAN		8714692186691				Section width		650 mm		
Nominal tyre pressure		4,0 bar				Overall diameter		1400 mm		
Tyre construction		Radial				Static loaded radius		635 mm		
Recommended rim width		AG 20.00				Rolling circumference		4300 mm		
						SRI		650		
						Tread depth		26 mm		
						Tie bar height		8 mm		
						75% of the tyre volume		368 l		
		Tyre pressure (bar)								
		0,80	1,20	1,60	2,00	2,40	2,80	3,20	3,60	4,00
		Load capacity per tyre(kg)								
Speed (km/h)	10	3375	4610	5470	6270	7120	7945	8735	9655	10440
	25	2965	4050	4800	5505	6250	6970	7665	8475	9165
	30	2830	3870	4590	5260	5975	6665	7325	8100	8760
	40	2550	3485	4135	4735	5380	6000	6600	7295	7890
	50	2270	3100	3680	4215	4785	5340	5870	6490	7020
	65	1875	2560	3040	3485	3955	4415	4850	5365	5800
	70	1705	2330	2765	3170	3600	4015	4415	4880	5280

For the explanation of the symbols and abbreviations, see the inside of the last page.

650/65 R 26.5 IMP 174 D TL FLOTATION TRAC

EAN		8714692309892				Section width		660 mm		
Nominal tyre pressure		4,0 bar				Overall diameter		1520 mm		
Tyre construction		Radial				Static loaded radius		700 mm		
Recommended rim width		AG 20.00				Rolling circumference		4680 mm		
						SRI		725		
						Tread depth		26 mm		
						Tie bar height		9 mm		
						75% of the tyre volume		464 l		
		Tyre pressure (bar)								
		0,80	1,20	1,60	2,00	2,40	2,80	3,20	3,60	4,00
		Load capacity per tyre(kg)								
Speed (km/h)	10	3980	6030	7235	8440	9650	10250	10855	11455	12060
	25	3495	5292	6350	7410	8470	8995	9525	10055	10585
	30	3340	5060	6070	7080	8090	8600	9105	9610	10115
	40	3005	4555	5465	6375	7290	7745	8200	8655	9110
	50	2675	4055	4865	5675	6485	6890	7295	7700	8105
	65	2210	3350	4020	4690	5360	5695	6030	6365	6700
	70	2010	3050	3655	4265	4875	5180	5485	5790	6095

For the explanation of the symbols and abbreviations, see the inside of the last page.

IMPLEMENT RADIAL —

710/50 R 26.5 IMP 170 D TL FLOTATION TRAC

EAN		8714692309915				Section width		725 mm		
Nominal tyre pressure		4,0 bar				Overall diameter		1380 mm		
Tyre construction		Radial				Static loaded radius		635 mm		
Recommended rim width		AG 24.00				Rolling circumference		4265 mm		
						SRI		650		
						Tread depth		25 mm		
						Tie bar height		9 mm		
						75% of the tyre volume		392 l		
		Tyre pressure (bar)								
		0,80	1,20	1,60	2,00	2,40	2,80	3,20	3,60	4,00
		Load capacity per tyre(kg)								
Speed (km/h)	10	3565	5400	6480	7560	8640	9180	9720	10260	10800
	25	3130	4740	5690	6635	7585	8060	8530	9005	9480
	30	2990	4530	5435	6340	7250	7700	8155	8605	9060
	40	2695	4080	4895	5710	6530	6935	7345	7750	8160
	50	2395	3630	4355	5080	5810	6170	6535	6895	7260
	65	1980	3000	3600	4200	4800	5100	5400	5700	6000
	70	1800	2730	3275	3820	4370	4640	4915	5185	5460

For the explanation of the symbols and abbreviations, see the inside of the last page.

750/45 R 26.5 IMP 170 D TL FLOTATION TRAC

EAN		8714692186721				Section width		740 mm		
Nominal tyre pressure		4,0 bar				Overall diameter		1365 mm		
Tyre construction		Radial				Static loaded radius		620 mm		
Recommended rim width		AG 24.00				Rolling circumference		4180 mm		
						SRI		650		
						Tread depth		26 mm		
						Tie bar height		7 mm		
						75% of the tyre volume		397 l		
		Tyre pressure (bar)								
		0,80	1,20	1,60	2,00	2,40	2,80	3,20	3,60	4,00
		Load capacity per tyre(kg)								
Speed (km/h)	10	3485	4760	5650	6475	7355	8200	9020	9965	10800
	25	3060	4180	4960	5680	6455	7200	7915	8750	9480
	30	2925	3995	4740	5430	6170	6880	7565	8360	9060
	40	2635	3600	4270	4890	5555	6195	6815	7530	8160
	50	2345	3200	3795	4350	4945	5515	6060	6700	7260
	65	1935	2645	3140	3595	4085	4555	5010	5535	6000
	70	1760	2405	2855	3275	3715	4145	4560	5040	5460

For the explanation of the symbols and abbreviations, see the inside of the last page.

800/45 R 26.5 IMP 174 D TL FLOTATION TRAC

EAN		8714692309908				Section width		800 mm		
Nominal tyre pressure		4,0 bar				Overall diameter		1380 mm		
Tyre construction		Radial				Static loaded radius		640 mm		
Recommended rim width		AG 28.00				Rolling circumference		4300 mm		
						SRI		675		
						Tread depth		25 mm		
						Tie bar height		9 mm		
						75% of the tyre volume		430 l		
		Tyre pressure (bar)								
		0,80	1,20	1,60	2,00	2,40	2,80	3,20	3,60	4,00
		Load capacity per tyre(kg)								
Speed (km/h)	10	3980	5425	6635	7840	8925	9710	10490	11275	12060
	25	3495	4765	5820	6880	7835	8520	9210	9895	10585
	30	3340	4550	5565	6575	7485	8145	8800	9460	10115
	40	3005	4100	5010	5920	6740	7335	7925	8520	9110
	50	2675	3645	4460	5270	6000	6525	7050	7580	8105
	65	2210	3015	3685	4355	4960	5395	5830	6265	6700
	70	2010	2745	3350	3960	4510	4905	5305	5700	6095

For the explanation of the symbols and abbreviations, see the inside of the last page.

600/60 R 30.5 IMP 169 D TL FLOTATION TRAC

EAN		8714692244568				Section width		610 mm		
Nominal tyre pressure		4,0 bar				Overall diameter		1505 mm		
Tyre construction		Radial				Static loaded radius		710 mm		
Recommended rim width		AG 20.00				Rolling circumference		4675 mm		
						SRI		725		
						Tread depth		26 mm		
						Tie bar height		9 mm		
						75% of the tyre volume		371 l		
		Tyre pressure (bar)								
		0,80	1,20	1,60	2,00	2,40	2,80	3,20	3,60	4,00
		Load capacity per tyre(kg)								
Speed (km/h)	10	3525	5310	6405	7470	8530	9075	9540	10165	10440
	25	3095	4660	5620	6560	7490	7965	8375	8920	9165
	30	2955	4455	5375	6270	7155	7615	8005	8525	8760
	40	2665	4010	4840	5645	6445	6855	7210	7680	7890
	50	2370	3570	4305	5020	5735	6100	6415	6830	7020
	65	1960	2950	3560	4150	4740	5040	5300	5645	5800
	70	1780	2685	3240	3775	4310	4590	4825	5140	5280

For the explanation of the symbols and abbreviations, see the inside of the last page.

IMPLEMENT RADIAL —

650/65 R 30.5 IMP 176 D TL FLOTATION TRAC

EAN	8714692244582	Section width	645 mm							
Nominal tyre pressure	4,0 bar	Overall diameter	1635 mm							
Tyre construction	Radial	Static loaded radius	755 mm							
Recommended rim width	AG 20.00	Rolling circumference	5075 mm							
		SRI	775							
		Tread depth	26 mm							
		Tie bar height	9 mm							
		75% of the tyre volume	502 l							
		Tyre pressure (bar)								
		0,80	1,20	1,60	2,00	2,40	2,80	3,20	3,60	4,00
		Load capacity per tyre(kg)								
Speed (km/h)	10	4290	6455	7790	9085	10375	11040	11700	12360	12780
	25	3765	5670	6840	7975	9105	9690	10270	10850	11220
	30	3595	5415	6535	7625	8705	9260	9815	10370	10720
	40	3240	4880	5885	6865	7840	8340	8840	9340	9655
	50	2885	4340	5235	6110	6975	7420	7865	8310	8590
	65	2380	3585	4330	5050	5765	6135	6500	6870	7100
	70	2170	3265	3940	4595	5245	5580	5915	6250	6460

For the explanation of the symbols and abbreviations, see the inside of the last page.

710/50 R 30.5 IMP 173 D TL FLOTATION TRAC

EAN	8714692175435	Section width	730 mm							
Nominal tyre pressure	4,0 bar	Overall diameter	1495 mm							
Tyre construction	Radial	Static loaded radius	680 mm							
Recommended rim width	AG 24.00	Rolling circumference	4530 mm							
		SRI	700							
		Tread depth	28 mm							
		Tie bar height	9 mm							
		75% of the tyre volume	430 l							
		Tyre pressure (bar)								
		0,80	1,20	1,60	2,00	2,40	2,80	3,20	3,60	4,00
		Load capacity per tyre(kg)								
Speed (km/h)	10	3895	5865	7080	8255	9425	10030	10800	11230	11700
	25	3420	5150	6215	7250	8275	8805	9480	9860	10270
	30	3270	4920	5940	6925	7910	8415	9060	9420	9815
	40	2945	4435	5350	6240	7120	7580	8160	8485	8840
	50	2620	3945	4760	5550	6335	6740	7260	7550	7865
	65	2165	3260	3930	4585	5235	5570	6000	6240	6500
	70	1970	2965	3580	4175	4765	5070	5460	5680	5915

For the explanation of the symbols and abbreviations, see the inside of the last page.

750/60 R 30.5 IMP 181 D TL FLOTATION TRAC

EAN		8714692174926				Section width		785 mm		
Nominal tyre pressure		4,0 bar				Overall diameter		1695 mm		
Tyre construction		Radial				Static loaded radius		785 mm		
Recommended rim width		AG 24.00				Rolling circumference		5130 mm		
						SRI		800		
						Tread depth		28 mm		
						Tie bar height		9 mm		
						75% of the tyre volume		654 l		
		Tyre pressure (bar)								
		0,80	1,20	1,60	2,00	2,40	2,80	3,20	3,60	4,00
		Load capacity per tyre(kg)								
Speed (km/h)	10	4995	7520	9075	10585	12085	12860	13500	14400	14850
	25	4385	6600	7965	9290	10610	11285	11850	12640	13035
	30	4190	6310	7615	8880	10140	10785	11325	12080	12460
	40	3775	5685	6855	8000	9130	9715	10200	10880	11220
	50	3360	5055	6100	7115	8125	8645	9075	9680	9985
	65	2775	4180	5040	5880	6715	7145	7500	8000	8250
	70	2525	3800	4590	5350	6110	6500	6825	7280	7510

For the explanation of the symbols and abbreviations, see the inside of the last page.

800/45 R 30.5 IMP 176 D TL FLOTATION TRAC

EAN		8714692244605				Section width		810 mm		
Nominal tyre pressure		4,0 bar				Overall diameter		1510 mm		
Tyre construction		Radial				Static loaded radius		700 mm		
Recommended rim width		AG 28.00				Rolling circumference		4710 mm		
						SRI		725		
						Tread depth		26 mm		
						Tie bar height		9 mm		
						75% of the tyre volume		498 l		
		Tyre pressure (bar)								
		0,80	1,20	1,60	2,00	2,40	2,80	3,20	3,60	4,00
		Load capacity per tyre(kg)								
Speed (km/h)	10	4230	5770	7055	8335	9510	10340	11175	12005	12780
	25	3715	5065	6190	7315	8345	9075	9810	10535	11220
	30	3550	4840	5915	6995	7975	8675	9375	10070	10720
	40	3200	4360	5330	6300	7185	7815	8445	9070	9655
	50	2845	3880	4740	5605	6390	6950	7510	8070	8590
	65	2350	3205	3920	4630	5285	5745	6210	6670	7100
	70	2140	2920	3565	4215	4805	5230	5650	6070	6460

For the explanation of the symbols and abbreviations, see the inside of the last page.

IMPLEMENT RADIAL —

850/50 R 30.5 IMP 182 D TL FLOTATION TRAC

EAN	8714692174940	Section width	870 mm							
Nominal tyre pressure	4,0 bar	Overall diameter	1655 mm							
Tyre construction	Radial	Static loaded radius	725 mm							
Recommended rim width	AG 28.00	Rolling circumference	4910 mm							
		SRI	775							
		Tread depth	28 mm							
		Tie bar height	9 mm							
		75% of the tyre volume	676 l							
		Tyre pressure (bar)								
		0,80	1,20	1,60	2,00	2,40	2,80	3,20	3,60	4,00
		Load capacity per tyre(kg)								
Speed (km/h)	10	5155	7765	9365	10925	12475	13270	14075	14860	15300
	25	4525	6815	8220	9590	10950	11650	12355	13045	13430
	30	4325	6510	7855	9165	10465	11135	11810	12465	12835
	40	3895	5865	7075	8255	9425	10025	10635	11230	11560
	50	3465	5220	6295	7345	8385	8920	9465	9990	10285
	65	2865	4315	5205	6070	6930	7375	7820	8255	8500
	70	2605	3925	4735	5525	6305	6710	7115	7515	7735

For the explanation of the symbols and abbreviations, see the inside of the last page.

800/60 R 32 IMP 185 D TL FLOTATION TRAC

EAN	8714692291548	Section width	810 mm							
Nominal tyre pressure	4,0 bar	Overall diameter	1795 mm							
Tyre construction	Radial	Static loaded radius	810 mm							
Recommended rim width	DW 27B	Rolling circumference	5550 mm							
		SRI	825							
		Tread depth	28 mm							
		Tie bar height	9 mm							
		75% of the tyre volume	777 l							
		Tyre pressure (bar)								
		0,80	1,20	1,60	2,00	2,40	2,80	3,20	3,60	4,00
		Load capacity per tyre(kg)								
Speed (km/h)	10	5620	8060	9785	11490	13110	14095	15090	16065	16650
	25	4930	7075	8590	10085	11510	12375	13245	14105	14615
	30	4715	6765	8210	9635	11000	11825	12660	13480	13970
	40	4245	6090	7395	8680	9905	10650	11400	12140	12580
	50	3775	5420	6580	7725	8815	9475	10145	10800	11195
	65	3120	4480	5435	6380	7285	7830	8385	8925	9250
	70	2840	4075	4950	5810	6630	7125	7630	8125	8420

For the explanation of the symbols and abbreviations, see the inside of the last page.

900/65 R 32 IMP 188 D TL FLOTATION TRAC

EAN	8714692360879	Section width	915 mm
Nominal tyre pressure	3,2 bar	Overall diameter	1955 mm
Tyre construction	Radial	Static loaded radius	875 mm
Recommended rim width	DW 30B	Rolling circumference	5965 mm
Permitted rim width	DH31, DW31	SRI	925
Alternative tyre size (s)	35.5 LR 32	Tread depth (including tie bar)	31 mm
		75% of the tyre volume	1078 l

		Tyre pressure (bar)						
		0,80	1,20	1,60	2,00	2,40	2,80	3,20
		Load capacity per tyre(kg)						
Speed (km/h)	10	7050	9630	11425	13095	14875	16590	18000
	25	6190	8455	10030	11495	13055	14560	15800
	30	5915	8080	9585	10985	12475	13915	15100
	40	5325	7280	8635	9895	11235	12535	13600
	50	4740	6475	7680	8805	10000	11150	12100
	65	3915	5350	6350	7275	8265	9215	10000
	70	3565	4870	5775	6620	7520	8385	9100

For the explanation of the symbols and abbreviations, see the inside of the last page.

800/60 R 38 IMP 182 D TL FLOTATION TRAC

EAN	8714692805608	Section width	790 mm
Nominal tyre pressure	3,2 bar	Overall diameter	1940 mm
Tyre construction	Radial	Static loaded radius	885 mm
Recommended rim width	DW27B	Rolling circumference	5820 mm
		SRI	925
		Tread depth (including tie bar)	31 mm
		75% of the tyre volume	851 l

		Tyre pressure (bar)						
		0,80	1,20	1,60	2,00	2,40	2,80	3,20
		Load capacity per tyre(kg)						
Speed (km/h)	10	5840	7980	9465	10850	12320	13745	15300
	25	5130	7005	8310	9525	10815	12065	13430
	30	4900	6695	7940	9100	10335	11530	12835
	40	4415	6030	7155	8195	9310	10385	11560
	50	3925	5365	6365	7295	8285	9240	10285
	65	3245	4435	5260	6025	6845	7635	8500
	70	2955	4035	4785	5485	6230	6950	7735

For the explanation of the symbols and abbreviations, see the inside of the last page.

IMPLEMENT RADIAL —

900/65 R 38 IMP 191 D TL FLOTATION TRAC

EAN	8714692360893	Section width	905 mm					
Nominal tyre pressure	3,2 bar	Overall diameter	2110 mm					
Tyre construction	Radial	Static loaded radius	940 mm					
Recommended rim width	DW 30B	Rolling circumference	6400 mm					
Permitted rim width	DH31, DW31	SRI	1025					
Alternative tyre size (s)	35.5 LR 38	Tread depth (including tie bar)	31 mm					
		75% of the tyre volume	1189 l					
		Tyre pressure (bar)						
		0,80	1,20	1,60	2,00	2,40	2,80	3,20
		Load capacity per tyre(kg)						
Speed (km/h)	10	7555	10320	12245	14030	15935	17775	19620
	25	6630	9060	10745	12315	13990	15600	17220
	30	6340	8660	10270	11770	13370	14910	16460
	40	5710	7795	9250	10600	12040	13430	14825
	50	5080	6935	8230	9430	10710	11950	13190
	65	4195	5735	6800	7795	8855	9875	10900
	70	3820	5215	6190	7095	8055	8985	9920

For the explanation of the symbols and abbreviations, see the inside of the last page.



IMPLEMENT RADIAL —



FLOTATION PRO

MEETS THE HIGH DEMANDS
OF PROFESSIONALS

FEATURES






- High rubber content in profile
- Flexible and strong carcass
- Flat contour & rounded shoulders

BENEFITS

- Minimal rutting, long lifespan
- Good flotation properties, high comfort level
- No damage to vulnerable crops



FLOTATION PRO

Ø	Tyre size	Service description	Nominal inflation pressure (bar)		 mm	 mm	 mm	 mm	Pag.
22.5	560/45 R 22.5 IMP	152 D	4,0	AG 16.00	545	1085	490	3295	174
	560/60 R 22.5 IMP	161 D	4,0	AG 16.00	565	1250	560	3850	174
	560/60 R 22.5 IMP	165 D	5,0	AG 16.00	565	1250	560	3850	175
	620/40 R 22.5 IMP	148 D	3,2	AG 20.00	610	1080	495	3330	175
	620/40 R 22.5 IMP	154 D	4,0	AG 20.00	610	1080	495	3330	176
	620/50 R 22.5 IMP	154 D	3,2	AG 20.00	610	1185	540	3640	176
	620/50 R 22.5 IMP	161 D	4,0	AG 20.00	610	1185	540	3640	177
	650/50 R 22.5 IMP	163 D	4,0	AG 20.00	645	1250	560	3850	177
26.5	710/40 R 22.5 IMP	161 D	4,0	AG 24.00	705	1140	520	3520	178
	620/55 R 26.5 IMP	166 D	4,0	AG 20.00	625	1360	620	4200	178
	710/50 R 26.5 IMP	170 D	4,0	AG 24.00	710	1360	620	4200	179
	800/45 R 26.5 IMP	174 D	4,0	AG 28.00	800	1370	625	4200	179

For the explanation of the symbols and abbreviations, see the inside of the last page.



IMPLEMENT RADIAL —

560/45 R 22.5 IMP 152 D TL FLOTATION PRO

EAN		8714692080869				Section width		545 mm	
Nominal tyre pressure		4,0 bar				Overall diameter		1085 mm	
Tyre construction		Radial				Static loaded radius		490 mm	
Recommended rim width		AG 16.00				Rolling circumference		3295 mm	
						SRI		525	
						Tread depth		17 mm	
						75% of the tyre volume		170 l	
		Tyre pressure (bar)							
		1,20	1,60	2,00	2,40	2,80	3,20	3,60	4,00
		Load capacity per tyre(kg)							
Speed (km/h)	10	2650	3235	3755	4305	4845	5400	5890	6390
	25	2325	2840	3295	3780	4255	4740	5170	5610
	30	2220	2715	3150	3610	4065	4530	4940	5360
	40	2000	2445	2835	3250	3660	4080	4450	4830
	50	1780	2175	2525	2895	3260	3630	3960	4295
	65	1470	1800	2085	2390	2695	3000	3270	3550
	70	1340	1635	1900	2175	2450	2730	2980	3230

For the explanation of the symbols and abbreviations, see the inside of the last page.

560/60 R 22.5 IMP 161 D TL FLOTATION PRO

EAN		8714692080906				Section width		565 mm	
Nominal tyre pressure		4,0 bar				Overall diameter		1260 mm	
Tyre construction		Radial				Static loaded radius		560 mm	
Recommended rim width		AG 16.00				Rolling circumference		3850 mm	
						SRI		600	
EAN Tube		8714692285516				Tread depth		17 mm	
						75% of the tyre volume		264 l	
		Tyre pressure (bar)							
		1,20	1,60	2,00	2,40	2,80	3,20	3,60	4,00
		Load capacity per tyre(kg)							
Speed (km/h)	10	3425	4185	4850	5565	6265	6975	7615	8325
	25	3005	3670	4260	4885	5500	6125	6680	7310
	30	2870	3510	4070	4665	5255	5850	6385	6985
	40	2585	3160	3665	4205	4735	5270	5750	6290
	50	2300	2810	3260	3740	4210	4690	5120	5595
	65	1900	2325	2695	3090	3480	3875	4230	4625
	70	1730	2115	2455	2810	3165	3525	3850	4210

For the explanation of the symbols and abbreviations, see the inside of the last page.

560/60 R 22.5 IMP 165 D TL FLOTATION PRO

EAN		8714692342646				Section width		565 mm			
Nominal tyre pressure		5,0 bar				Overall diameter		1260 mm			
Tyre construction		Radial				Static loaded radius		560 mm			
Recommended rim width		AG 16.00				Rolling circumference		3850 mm			
EAN Tube		8714692285516				SRI		600			
						Tread depth		17 mm			
						75% of the tyre volume		264 l			
		Tyre pressure (bar)									
		1,20	1,60	2,00	2,40	2,80	3,20	3,60	4,00	4,40	5,00
		Load capacity per tyre(kg)									
Speed (km/h)	10	3425	4185	4850	5565	6265	6975	7615	8325	8675	9270
	25	3005	3670	4260	4885	5500	6125	6680	7310	7615	8135
	30	2870	3510	4070	4665	5255	5850	6385	6985	7280	7775
	40	2585	3160	3665	4205	4735	5270	5750	6290	6555	7005
	50	2300	2810	3260	3740	4210	4690	5120	5595	5835	6230
	65	1900	2325	2695	3090	3480	3875	4230	4625	4820	5150
	70	1730	2115	2455	2810	3165	3525	3850	4210	4385	4685

For the explanation of the symbols and abbreviations, see the inside of the last page.

620/40 R 22.5 IMP 148 D TL FLOTATION PRO

EAN		8714692106842				Section width		610 mm			
Nominal tyre pressure		3,2 bar				Overall diameter		1090 mm			
Tyre construction		Radial				Static loaded radius		495 mm			
Recommended rim width		AG 20.00				Rolling circumference		3330 mm			
						SRI		525			
						Tread depth		17 mm			
						75% of the tyre volume		190 l			
		Tyre pressure (bar)									
		1,20	1,60	2,00	2,40	2,80	3,20				
		Load capacity per tyre(kg)									
Speed (km/h)	10	2795	3415	3960	4540	5115	5670				
	25	2455	3000	3480	3985	4490	4975				
	30	2345	2865	3325	3810	4290	4755				
	40	2110	2580	2995	3430	3865	4285				
	50	1880	2295	2665	3055	3440	3810				
	65	1555	1900	2200	2525	2840	3150				
	70	1415	1725	2005	2295	2585	2865				

For the explanation of the symbols and abbreviations, see the inside of the last page.

IMPLEMENT RADIAL —

620/40 R 22.5 IMP 154 D TL FLOTATION PRO

EAN		8714692155178				Section width		610 mm	
Nominal tyre pressure		4,0 bar				Overall diameter		1080 mm	
Tyre construction		Radial				Static loaded radius		495 mm	
Recommended rim width		AG 20.00				Rolling circumference		3330 mm	
						SRI		525	
						Tread depth		17 mm	
						75% of the tyre volume		190 l	
		Tyre pressure (bar)							
		1,20	1,60	2,00	2,40	2,80	3,20	3,60	4,00
		Load capacity per tyre(kg)							
Speed (km/h)	10	2795	3415	3960	4540	5115	5670	6215	6750
	25	2455	3000	3480	3985	4490	4975	5455	5925
	30	2345	2865	3325	3810	4290	4755	5215	5665
	40	2110	2580	2995	3430	3865	4285	4695	5100
	50	1880	2295	2665	3055	3440	3810	4180	4540
	65	1555	1900	2200	2525	2840	3150	3455	3750
	70	1415	1725	2005	2295	2585	2865	3145	3415

For the explanation of the symbols and abbreviations, see the inside of the last page.

620/50 R 22.5 IMP 154 D TL FLOTATION PRO

EAN		8714692106859				Section width		610 mm	
Nominal tyre pressure		3,2 bar				Overall diameter		1185 mm	
Tyre construction		Radial				Static loaded radius		540 mm	
Recommended rim width		AG 20.00				Rolling circumference		3640 mm	
						SRI		575	
						Tread depth		17 mm	
						75% of the tyre volume		239 l	
		Tyre pressure (bar)							
		1,20	1,60	2,00	2,40	2,80	3,20		
		Load capacity per tyre(kg)							
Speed (km/h)	10	3405	4160	4825	5535	6230	6750		
	25	2990	3655	4235	4855	5470	5925		
	30	2855	3490	4050	4640	5225	5665		
	40	2575	3145	3645	4180	4710	5100		
	50	2290	2800	3245	3720	4190	4540		
	65	1890	2310	2680	3075	3460	3750		
	70	1720	2105	2440	2800	3150	3415		

For the explanation of the symbols and abbreviations, see the inside of the last page.

620/50 R 22.5 IMP TL 161 D FLOTATION PRO

EAN		8714692159855				Section width		610 mm	
Nominal tyre pressure		4,0 bar				Overall diameter		1185 mm	
Tyre construction		Radial				Static loaded radius		540 mm	
Recommended rim width		AG 20.00				Rolling circumference		3640 mm	
						SRI		575	
						Tread depth		17 mm	
						75% of the tyre volume		239 l	
		Tyre pressure (bar)							
		1,20	1,60	2,00	2,40	2,80	3,20	3,60	4,00
		Load capacity per tyre(kg)							
Speed (km/h)	10	3405	4160	4825	5535	6230	6750	7575	8325
	25	2990	3655	4235	4855	5470	5925	6650	7310
	30	2855	3490	4050	4640	5225	5665	6355	6985
	40	2575	3145	3645	4180	4710	5100	5720	6290
	50	2290	2800	3245	3720	4190	4540	5090	5595
	65	1890	2310	2680	3075	3460	3750	4205	4625
	70	1720	2105	2440	2800	3150	3415	3830	4210

For the explanation of the symbols and abbreviations, see the inside of the last page.

650/50 R 22.5 IMP 163 D TL FLOTATION PRO

EAN		8714692080920				Section width		645 mm	
Nominal tyre pressure		4,0 bar				Overall diameter		1250 mm	
Tyre construction		Radial				Static loaded radius		560 mm	
Recommended rim width		AG 20.00				Rolling circumference		3850 mm	
						SRI		575	
						Tread depth		17 mm	
						Tie bar height		0 mm	
						75% of the tyre volume		304 l	
		Tyre pressure (bar)							
		1,20	1,60	2,00	2,40	2,80	3,20	3,60	4,00
		Load capacity per tyre(kg)							
Speed (km/h)	10	3670	4485	5200	5960	6710	7425	8155	8775
	25	3220	3935	4565	5230	5890	6520	7160	7705
	30	3075	3760	4360	5000	5630	6230	6845	7360
	40	2770	3385	3930	4505	5070	5610	6165	6630
	50	2465	3015	3495	4005	4510	4990	5485	5900
	65	2040	2490	2890	3310	3730	4125	4530	4875
	70	1855	2265	2630	3015	3395	3755	4125	4435

For the explanation of the symbols and abbreviations, see the inside of the last page.

IMPLEMENT RADIAL —

710/40 R 22.5 IMP 161 D TL FLOTATION PRO

EAN		8714692295560				Section width		705 mm	
Nominal tyre pressure		4,0 bar				Overall diameter		1140 mm	
Tyre construction		Radial				Static loaded radius		520 mm	
Recommended rim width		AG 24.00				Rolling circumference		3520 mm	
						SRI		550	
						Tread depth		17 mm	
						75% of the tyre volume		250 l	
		Tyre pressure (bar)							
		1,20	1,60	2,00	2,40	2,80	3,20	3,60	4,00
		Load capacity per tyre(kg)							
Speed (km/h)	10	3445	4210	4885	5600	6305	6975	7665	8325
	25	3025	3695	4290	4915	5535	6125	6730	7310
	30	2890	3535	4100	4700	5290	5850	6430	6985
	40	2605	3185	3690	4230	4765	5270	5790	6290
	50	2315	2830	3285	3765	4240	4690	5150	5595
	65	1915	2340	2715	3110	3505	3875	4260	4625
	70	1740	2130	2470	2830	3190	3525	3875	4210

For the explanation of the symbols and abbreviations, see the inside of the last page.

620/55 R 26.5 IMP 166 D TL FLOTATION PRO

EAN		8714692110221				Section width		625 mm	
Nominal tyre pressure		4,0 bar				Overall diameter		1360 mm	
Tyre construction		Radial				Static loaded radius		620 mm	
Recommended rim width		AG 20.00				Rolling circumference		4200 mm	
						SRI		650	
						Tread depth		19 mm	
						75% of the tyre volume		327 l	
		Tyre pressure (bar)							
		1,20	1,60	2,00	2,40	2,80	3,20	3,60	4,00
		Load capacity per tyre(kg)							
Speed (km/h)	10	3985	4870	5645	6475	7290	8100	8860	9540
	25	3495	4275	4955	5685	6400	7110	7775	8375
	30	3340	4085	4735	5430	6115	6795	7435	8005
	40	3010	3680	4265	4890	5510	6120	6695	7210
	50	2680	3275	3795	4350	4900	5445	5955	6415
	65	2215	2705	3135	3595	4050	4500	4920	5300
	70	2015	2460	2855	3275	3685	4095	4480	4825

For the explanation of the symbols and abbreviations, see the inside of the last page.

710/50 R 26.5 IMP 170 D TL FLOTATION PRO

EAN		8714692198700				Section width		710 mm	
Nominal tyre pressure		4,0 bar				Overall diameter		1360 mm	
Tyre construction		Radial				Static loaded radius		620 mm	
Recommended rim width		AG 24.00				Rolling circumference		4200 mm	
						SRI		650	
						Tread depth		19 mm	
						75% of the tyre volume		374 l	
		Tyre pressure (bar)							
		1,20	1,60	2,00	2,40	2,80	3,20	3,60	4,00
		Load capacity per tyre(kg)							
Speed (km/h)	10	4450	5440	6310	7235	8145	9000	9900	10800
	25	3905	4775	5540	6350	7150	7900	8690	9480
	30	3735	4565	5290	6070	6835	7550	8305	9060
	40	3365	4110	4765	5465	6155	6800	7480	8160
	50	2990	3655	4240	4860	5475	6050	6655	7260
	65	2475	3020	3505	4020	4525	5000	5500	6000
	70	2250	2750	3190	3655	4120	4550	5005	5460

For the explanation of the symbols and abbreviations, see the inside of the last page.

800/45 R 26.5 IMP 174 D TL FLOTATION PRO

EAN		8714692198724				Section width		800 mm	
Nominal tyre pressure		4,0 bar				Overall diameter		1370 mm	
Tyre construction		Radial				Static loaded radius		625 mm	
Recommended rim width		AG 28.00				Rolling circumference		4200 mm	
						SRI		675	
						Tread depth		19 mm	
						75% of the tyre volume		423 l	
		Tyre pressure (bar)							
		1,20	1,60	2,00	2,40	2,80	3,20	3,60	4,00
		Load capacity per tyre(kg)							
Speed (km/h)	10	4955	6060	7025	8055	9070	10080	11025	12060
	25	4350	5320	6165	7070	7960	8850	9675	10585
	30	4160	5080	5895	6755	7610	8455	9250	10115
	40	3745	4575	5310	6085	6855	7615	8330	9110
	50	3330	4070	4725	5415	6095	6775	7410	8105
	65	2755	3365	3905	4475	5040	5600	6125	6700
	70	2505	3065	3550	4070	4585	5095	5575	6095

For the explanation of the symbols and abbreviations, see the inside of the last page.

IMPLEMENT BIAS



FLOTATION+

IDEAL FOR HEAVY DUTY WORK

FEATURES

Sophisticated carcass construction

Large contact area

Good height/width ratio

BENEFITS






High load capacity

Minimal soil compaction

Exceptional stability



FLOTATION+

Ø	Tyre size	Service description	Nominal inflation pressure (bar)		 mm	 mm	 mm	 mm	Pag.
15.3	260/70 - 15.3 IMP	122 A8	3,2	9.00	270	755	345	2280	182
	260/70 - 15.3 IMP	131 A8	5,0	9.00	270	755	345	2280	182
	300/80 - 15.3 IMP	132 A8	2,8	9.00	295	865	385	2575	183
	300/80 - 15.3 IMP	141 A8	4,0	9.00	295	865	385	2575	183
15.5	400/60 - 15.5 IMP	145 A8	3,6	AG 13.00	410	850	380	2530	184
16	340/55 - 16 IMP	133 A8	3,2	11	345	780	365	2360	184
17	380/55 - 17 IMP	133 A8	2,4	13.00	380	845	385	2530	185
	380/55 - 17 IMP	138 A8	2,8	13.00	380	845	385	2530	185
	480/45 - 17 IMP	140 A8	2,4	16.00	480	860	400	2565	186
	480/45 - 17 IMP	146 A8	3,2	16.00	480	860	400	2565	186
	500/50 - 17 IMP	140 A8	2,0	16.00	500	950	430	2890	187
	500/50 - 17 IMP	149 A8	2,8	16.00	500	950	430	2890	187
20	400/70 - 20 IMP	150 A8	2,8	14	420	1080	485	3215	188
	460/65 - 20 IMP	155 A8	2,8	14	460	1100	485	3300	188
	500/55 - 20 IMP	150 A8	2,4	16.00	515	1060	475	3160	189
22.5	560/60 - 22.5 IMP	167 A8	2,8	AG 16.00	565	1240	550	3700	189
	600/55 - 22.5 IMP	168 A8	2,8	AG 20.00	625	1230	550	3700	190
	710/45 - 22.5 IMP	171 A8	2,8	AG 24.00	730	1240	550	3700	190

For the explanation of the symbols and abbreviations, see the inside of the last page.

260/70 - 15.3 IMP 122 A8 TL FLOTATION+

EAN	8714692174803		Section width	270 mm						
Nominal tyre pressure	3,2 bar		Overall diameter	755 mm						
Tyre construction	Diagonaal		Static loaded radius	345 mm						
Recommended rim width	9.00		Rolling circumference	2280 mm						
EAN Tube	8714692239007		Tread depth	10 mm						
		Tyre pressure (bar)								
		1,00	1,40	1,80	2,20	2,60	3,00	3,20	4,00	
		Load capacity per tyre(kg)								
		LLV								HLV
Speed (km/h)	10	885	1110	1330	1550	1770	1990	2100	2550	
	25	755	940	1130	1320	1510	1690	1790	2160	
	30	710	885	1060	1240	1420	1590	1680	2040	
	40		790	950	1110	1260	1420	1500	1820	
	50			855	995	1140	1280	1350	1640	

For the explanation of the symbols and abbreviations, see the inside of the last page.

260/70 - 15.3 IMP 131 A8 TL FLOTATION+

EAN	8714692174827		Section width	270 mm							
Nominal tyre pressure	5,0 bar		Overall diameter	755 mm							
Tyre construction	Diagonaal		Static loaded radius	345 mm							
Recommended rim width	9.00		Rolling circumference	2280 mm							
EAN Tube	8714692239007		Tread depth	10 mm							
		Tyre pressure (bar)									
		1,00	1,50	2,00	2,50	3,00	3,50	4,00	4,50	5,00	6,00
		Load capacity per tyre(kg)									
		LLV								HLV	
Speed (km/h)	10	780	1020	1270	1510	1760	2000	2240	2490	2730	3220
	25	665	870	1080	1280	1490	1700	1910	2110	2320	2740
	30	625	820	1010	1210	1400	1600	1790	1990	2180	2570
	40		730	905	1080	1250	1430	1600	1780	1950	2300
	50			815	970	1130	1290	1440	1600	1760	2070

For the explanation of the symbols and abbreviations, see the inside of the last page.

300/80 - 15.3 IMP 132 A8 TL FLOTATION+

EAN		8714692174834				Section width		295 mm					
Nominal tyre pressure		2,8 bar				Overall diameter		865 mm					
Tyre construction		Diagonaal				Static loaded radius		385 mm					
Recommended rim width		9.00				Rolling circumference		2575 mm					
EAN Tube		8714692239014				Tread depth		11 mm					
		Tyre pressure (bar)											
		1,00	1,20	1,40	1,60	1,80	2,00	2,20	2,40	2,60	2,80	3,40	
		LLV Load capacity per tyre(kg) HLV											
Speed (km/h)	10	1320	1480	1650	1810	1980	2140	2310	2470	2630	2800	3300	
	25	1120	1260	1400	1540	1680	1820	1960	2100	2240	2380	2800	
	30	1050	1190	1320	1450	1580	1710	1840	1980	2110	2240	2630	
	40			1180	1290	1410	1530	1650	1760	1880	2000	2350	
	50					1270	1380	1480	1590	1690	1800	2120	

For the explanation of the symbols and abbreviations, see the inside of the last page.

300/80 - 15.3 IMP 141 A8 TL FLOTATION+

EAN		8714692174858				Section width		295 mm					
Nominal tyre pressure		4,0 bar				Overall diameter		865 mm					
Tyre construction		Diagonaal				Static loaded radius		385 mm					
Recommended rim width		9.00				Rolling circumference		2575 mm					
EAN Tube		8714692239014				Tread depth		11 mm					
		Tyre pressure (bar)											
		1,00	1,40	1,80	2,20	2,60	3,00	3,40	3,80	4,00	5,00		
		LLV Load capacity per tyre(kg) HLV											
Speed (km/h)	10	1260	1570	1890	2200	2520	2830	3140	3440	3600	4400		
	25	1070	1340	1600	1870	2140	2410	2670	2930	3060	3740		
	30	1010	1260	1510	1760	2010	2270	2520	2760	2890	3520		
	40		1120	1350	1570	1800	2020	2250	2460	2580	3140		
	50			1210	1420	1620	1820	2020	2220	2320	2820		

For the explanation of the symbols and abbreviations, see the inside of the last page.

400/60 - 15.5 IMP 145 A8 TL FLOTATION+

EAN	8714692076787		Section width	410 mm						
Nominal tyre pressure	3,6 bar		Overall diameter	850 mm						
Tyre construction	Diagonaal		Static loaded radius	380 mm						
Recommended rim width	AG 13.00		Rolling circumference	2530 mm						
EAN Tube	8714692239038		Tread depth	14 mm						
		Tyre pressure (bar)								
		1,00	1,40	1,80	2,20	2,60	3,00	3,40	3,60	4,40
		LLV Load capacity per tyre(kg)								HLV
Speed (km/h)	10	1550	1940	2320	2710	3100	3480	3880	4060	4840
	25	1320	1640	1970	2300	2630	2960	3280	3460	4120
	30	1240	1550	1860	2170	2480	2790	3100	3260	3880
	40		1380	1660	1940	2210	2490	2760	2900	3460
	50			1490	1740	1990	2240	2490	2610	3120

For the explanation of the symbols and abbreviations, see the inside of the last page.

340/55 - 16 IMP 133 A8 TL FLOTATION+

EAN	8714692220432		Section width	345 mm						
Nominal tyre pressure	3,2 bar		Overall diameter	780 mm						
Tyre construction	Diagonaal		Static loaded radius	365 mm						
Recommended rim width	11		Rolling circumference	2360 mm						
			Tread depth	14 mm						
		Tyre pressure (bar)								
		1,00	1,40	1,80	2,20	2,60	3,00	3,20	4,00	
		LLV Load capacity per tyre(kg)								HLV
Speed (km/h)	10	1300	1590	1870	2160	2450	2740	2880	3460	
	25	1100	1350	1590	1840	2080	2330	2450	2940	
	30	1040	1270	1500	1730	1960	2190	2310	2770	
	40		1130	1340	1540	1750	1960	2060	2470	
	50			1210	1390	1580	1760	1850	2220	

For the explanation of the symbols and abbreviations, see the inside of the last page.

380/55 - 17 IMP 133 A8 TL FLOTATION+

EAN		8714692236396				Section width		380 mm			
Nominal tyre pressure		2,4 bar				Overall diameter		845 mm			
Tyre construction		Diagonaal				Static loaded radius		385 mm			
Recommended rim width		13.00				Rolling circumference		2530 mm			
EAN Tube		8714692239069				Tread depth		15 mm			
		Tyre pressure (bar)									
		1,00	1,20	1,40	1,60	1,80	2,00	2,20	2,40	3,00	
		LLV Load capacity per tyre(kg)									HLV
Speed (km/h)	10	1540	1730	1920	2110	2310	2500	2690	2880	3460	
	25	1310	1470	1630	1800	1960	2120	2290	2450	2940	
	30	1230	1380	1540	1690	1850	2000	2150	2310	2770	
	40			1370	1510	1650	1790	1920	2060	2470	
	50					1480	1610	1730	1850	2220	

For the explanation of the symbols and abbreviations, see the inside of the last page.

380/55 - 17 IMP 138 A8 TL FLOTATION+

EAN		8714692076770				Section width		380 mm				
Nominal tyre pressure		2,8 bar				Overall diameter		845 mm				
Tyre construction		Diagonaal				Static loaded radius		385 mm				
Recommended rim width		13.00				Rolling circumference		2530 mm				
EAN Tube		8714692239069				Tread depth		15 mm				
		Tyre pressure (bar)										
		1,00	1,20	1,40	1,60	1,80	2,00	2,20	2,40	2,60	2,80	3,40
		LLV Load capacity per tyre(kg)									HLV	
Speed (km/h)	10	1560	1760	1950	2150	2340	2540	2740	2930	3120	3320	3900
	25	1330	1490	1660	1830	1990	2160	2330	2490	2660	2820	3320
	30	1250	1410	1560	1720	1880	2030	2190	2340	2500	2660	3120
	40			1400	1540	1670	1810	1950	2090	2230	2370	2790
	50					1510	1630	1760	1880	2010	2140	2510

For the explanation of the symbols and abbreviations, see the inside of the last page.

480/45 - 17 IMP 140 A8 TL FLOTATION+

EAN	8714692220418				Section width	480 mm					
Nominal tyre pressure	2,4 bar				Overall diameter	860 mm					
Tyre construction	Diagonaal				Static loaded radius	400 mm					
Recommended rim width	16.00				Rolling circumference	2565 mm					
EAN Tube	8714692239106				Tread depth	15 mm					
		Tyre pressure (bar)									
		1,00	1,20	1,40	1,60	1,80	2,00	2,20	2,40	3,00	
		LLV Load capacity per tyre(kg)									HLV
Speed (km/h)	10	1870	2100	2330	2570	2800	3040	3260	3500	4200	
	25	1590	1780	1980	2180	2380	2580	2780	2970	3580	
	30	1490	1680	1870	2050	2240	2430	2610	2800	3360	
	40			1670	1830	2000	2170	2330	2500	3000	
	50					1800	1950	2100	2250	2700	

For the explanation of the symbols and abbreviations, see the inside of the last page.

480/45 - 17 IMP 146 A8 TL FLOTATION+

EAN	8714692220425				Section width	480 mm					
Nominal tyre pressure	3,2 bar				Overall diameter	860 mm					
Tyre construction	Diagonaal				Static loaded radius	400 mm					
Recommended rim width	16.00				Rolling circumference	2565 mm					
EAN Tube	8714692239106				Tread depth	15 mm					
		Tyre pressure (bar)									
		1,00	1,40	1,80	2,20	2,60	3,00	3,20	4,00		
		LLV Load capacity per tyre(kg)									HLV
Speed (km/h)	10	1890	2310	2730	3160	3580	4000	4200	5040		
	25	1610	1960	2320	2680	3040	3400	3580	4280		
	30	1510	1850	2180	2520	2860	3200	3360	4040		
	40		1650	1950	2250	2550	2850	3000	3600		
	50			1750	2030	2300	2570	2700	3240		

For the explanation of the symbols and abbreviations, see the inside of the last page.

500/50 - 17 IMP 140 A8 TL FLOTATION+

EAN		8714692201004			Section width		500 mm	
Nominal tyre pressure		2,0 bar			Overall diameter		950 mm	
Tyre construction		Diagonaal			Static loaded radius		430 mm	
Recommended rim width		16.00			Rolling circumference		2890 mm	
EAN Tube		8714692239083			Tread depth		15 mm	
		Tyre pressure (bar)						
		1,00	1,25	1,50	1,75	2,00	2,50	
		LLV Load capacity per tyre(kg)						HLV
Speed (km/h)	10	2150	2490	2830	3160	3500	4180	
	25	1830	2120	2400	2690	2980	3540	
	30	1720	1990	2260	2530	2800	3340	
	40			2020	2260	2500	2980	
	50					2250	2680	

For the explanation of the symbols and abbreviations, see the inside of the last page.

500/50 - 17 IMP 149 A8 TL FLOTATION+

EAN		8714692201042			Section width		500 mm					
Nominal tyre pressure		2,8 bar			Overall diameter		950 mm					
Tyre construction		Diagonaal			Static loaded radius		430 mm					
Recommended rim width		16.00			Rolling circumference		2890 mm					
EAN Tube		8714692239083			Tread depth		15 mm					
		Tyre pressure (bar)										
		1,00	1,20	1,40	1,60	1,80	2,00	2,20	2,40	2,60	2,80	3,40
		LLV Load capacity per tyre(kg)										HLV
Speed (km/h)	10	2140	2410	2680	2940	3220	3480	3740	4020	4280	4540	5360
	25	1820	2050	2270	2500	2730	2960	3180	3420	3640	3860	4540
	30	1710	1930	2140	2360	2570	2780	3000	3220	3420	3640	4280
	40			1910	2100	2290	2490	2680	2870	3060	3240	3820
	50					2060	2240	2410	2580	2750	2920	3440

For the explanation of the symbols and abbreviations, see the inside of the last page.

400/70 - 20 IMP 150 A8 TL FLOTATION+

EAN		8714692235245						Section width		420 mm			
Nominal tyre pressure		2,8 bar						Overall diameter		1080 mm			
Tyre construction		Diagonaal						Static loaded radius		485 mm			
Recommended rim width		14						Rolling circumference		3215 mm			
EAN Tube		8714692239113						Tread depth		14 mm			
		Tyre pressure (bar)											
		1,00	1,20	1,40	1,60	1,80	2,00	2,20	2,40	2,60	2,80	3,40	
		LLV Load capacity per tyre(kg)											
		HLV											
Speed (km/h)	10	2280	2550	2810	3080	3340	3620	3880	4160	4420	4680	5500	
	25	1940	2160	2390	2620	2850	3080	3300	3540	3760	3980	4660	
	30	1820	2040	2250	2470	2680	2890	3100	3320	3540	3760	4400	
	40			2010	2200	2390	2580	2780	2970	3160	3340	3920	
	50					2150	2330	2500	2670	2840	3020	3540	

For the explanation of the symbols and abbreviations, see the inside of the last page.

460/65 - 20 IMP 155 A8 TL FLOTATION+

EAN		8714692235252						Section width		460 mm			
Nominal tyre pressure		2,8 bar						Overall diameter		1100 mm			
Tyre construction		Diagonaal						Static loaded radius		485 mm			
Recommended rim width		14						Rolling circumference		3300 mm			
EAN Tube		8714692239113						Tread depth		14 mm			
		Tyre pressure (bar)											
		1,00	1,20	1,40	1,60	1,80	2,00	2,20	2,40	2,60	2,80	3,40	
		LLV Load capacity per tyre(kg)											
		HLV											
Speed (km/h)	10	2630	2940	3260	3560	3880	4180	4500	4800	5120	5420	6350	
	25	2240	2500	2770	3040	3300	3560	3820	4080	4340	4620	5400	
	30	2110	2360	2600	2850	3100	3340	3600	3840	4100	4340	5080	
	40			2320	2550	2770	2990	3220	3440	3660	3880	4540	
	50					2490	2690	2890	3080	3280	3480	4080	

For the explanation of the symbols and abbreviations, see the inside of the last page.

500/55 - 20 IMP 150 A8 TL FLOTATION+

EAN		8714692174865				Section width		515 mm		
Nominal tyre pressure		2,4 bar				Overall diameter		1060 mm		
Tyre construction		Diagonaal				Static loaded radius		475 mm		
Recommended rim width		16.00				Rolling circumference		3160 mm		
EAN Tube		8714692239113				Tread depth		14 mm		
		Tyre pressure (bar)								
		1,00	1,20	1,40	1,60	1,80	2,00	2,20	2,40	3,00
		LLV								HLV
		Load capacity per tyre(kg)								
Speed (km/h)	10	2500	2810	3120	3440	3760	4060	4380	4680	5620
	25	2130	2390	2660	2920	3180	3460	3720	3980	4780
	30	2000	2250	2500	2750	3000	3260	3500	3760	4500
	40			2230	2460	2680	2900	3120	3340	4020
	50					2410	2610	2810	3020	3620

For the explanation of the symbols and abbreviations, see the inside of the last page.

560/60 - 22.5 IMP 167 A8 TL FLOTATION+

EAN		8714692220364				Section width		565 mm		
Nominal tyre pressure		2,8 bar				Overall diameter		1240 mm		
Tyre construction		Diagonaal				Static loaded radius		550 mm		
Recommended rim width		AG 16.00				Rolling circumference		3700 mm		
EAN Tube		8714692335044				Tread depth		20 mm		
		Tyre pressure (bar)								
		1,00	1,25	1,50	1,75	2,00	2,25	2,50	2,75	3,50
		LLV								HLV
		Load capacity per tyre(kg)								
Speed (km/h)	10	3700	4260	4800	5340	5880	6450	7000	7500	9150
	25	3160	3620	4080	4540	5000	5460	5920	6400	7800
	30	2960	3400	3840	4280	4700	5140	5580	6000	7300
	40			3420	3820	4200	4600	4980	5380	6550
	50					3780	4140	4480	4840	5880

For the explanation of the symbols and abbreviations, see the inside of the last page.

600/55 - 22.5 IMP 168 A8 TL FLOTATION+

EAN		8714692220388					Section width		625 mm		
Nominal tyre pressure		2,8 bar					Overall diameter		1230 mm		
Tyre construction		Diagonaal					Static loaded radius		550 mm		
Recommended rim width		AG 20.00					Rolling circumference		3700 mm		
EAN Tube		8714692335037					Tread depth		20 mm		
		Tyre pressure (bar)									
		1,00	1,25	1,50	1,75	2,00	2,25	2,50	2,75	3,50	
		LLV Load capacity per tyre(kg)									HLV
Speed (km/h)	10	3800	4360	4920	5480	6050	6600	7150	7750	9400	
	25	3240	3720	4180	4660	5140	5620	6100	6550	8000	
	30	3040	3500	3940	4400	4840	5280	5740	6200	7550	
	40			3520	3920	4320	4720	5120	5520	6700	
	50					3880	4240	4600	4960	6050	

For the explanation of the symbols and abbreviations, see the inside of the last page.

710/45 - 22.5 IMP 171 A8 TL FLOTATION+

EAN		8714692220401					Section width		730 mm		
Nominal tyre pressure		2,8 bar					Overall diameter		1240 mm		
Tyre construction		Diagonaal					Static loaded radius		550 mm		
Recommended rim width		AG 24.00					Rolling circumference		3700 mm		
EAN Tube		8714692335020					Tread depth		20 mm		
		Tyre pressure (bar)									
		1,00	1,25	1,50	1,75	2,00	2,25	2,50	2,75	3,50	
		LLV Load capacity per tyre(kg)									HLV
Speed (km/h)	10	4180	4800	5420	6050	6650	7250	7850	8500	10350	
	25	3560	4080	4600	5120	5640	6150	6700	7200	8800	
	30	3340	3840	4320	4820	5320	5800	6300	6800	8250	
	40			3860	4300	4740	5180	5620	6050	7400	
	50					4260	4660	5060	5460	6650	

For the explanation of the symbols and abbreviations, see the inside of the last page.

IMPLEMENT — BIAS



IMPLEMENT BIAS



AW

FOR GRASSLAND &
ARABLE MACHINES






FEATURES

- Strong, flexible nylon carcass
- Longitudinal tread profile
- Genuine tread width

BENEFITS

- High load capacity at low inflation pressure
- Good sideways stability
- Reduced damage to the soil



Ø	Tyre size	Service description	Nominal inflation pressure (bar)		 mm	 mm	 mm	 mm	Pag.
12	7.00 - 12 IMP	6 PR	2,5	4.25	200	705	315	2050	194
	10.0/80 - 12 IMP	116 A8	3,1	7.00	265	725	330	2185	194
15.3	10.0/75 - 15.3 IMP	123 A8	3,9	9.00	270	775	355	2335	195
	10.0/75 - 15.3 IMP	130 A8	5,5	9.00	270	775	355	2335	195
	11.5/80 - 15.3 IMP	131 A8	3,4	9.00	310	850	385	2560	196
	11.5/80 - 15.3 IMP	139 A8	4,8	9.00	310	850	385	2560	196
	12.5/80 - 15.3 IMP	142 A8	4,3	9.00	320	885	405	2660	197
16	13.0/75 - 16 IMP	135 A8	3,0	11	345	905	405	2725	197
430.9	13.5/75 - 430.9 IMP	145 A8	4,0	11	360	960	435	2900	198
17	15.0/55 - 17 IMP	134 A8	2,6	13.00	385	865	390	2580	198
	19.0/45 - 17 IMP	138 A8	2,0	16.00	455	870	400	2620	199
	500/50 - 17 IMP	140 A8	2,0	16.00	500	950	430	2890	199
18	12.5/80 - 18 IMP	142 A8	3,7	11	340	975	450	2985	200
	15.0/70 - 18 IMP	151 A8	4,3	13	395	1000	460	3030	200

For the explanation of the symbols and abbreviations, see the inside of the last page.



7.00 - 12 6 PR IMP TT AW

EAN	8714692082238		Section width	200 mm						
Nominal tyre pressure	2,5 bar		Overall diameter	705 mm						
Tyre construction	Diagonaal		Static loaded radius	315 mm						
Recommended rim width	4.25		Rolling circumference	2050 mm						
Permitted rim width			Tread depth	7 mm						
EAN Tube	8714692285370									
		Tyre pressure (bar)								
		1,00	1,25	1,50	1,75	2,00	2,25	2,50	3,50	
		LLV Load capacity per tyre(kg)								HLV
Speed (km/h)	10	560	640	710	780	840	900	960	1170	
	25	475	545	605	660	715	765	815	995	
	30	450	510	570	625	675	720	765	935	
	40			510	555	600	645	685	835	
	50				500	540	580	615	750	

For the explanation of the symbols and abbreviations, see the inside of the last page.

10.0/80 - 12 IMP 116 A8 TL AW

EAN	8714692262883		Section width	265 mm							
Nominal tyre pressure	3,1 bar		Overall diameter	725 mm							
Tyre construction	Diagonaal		Static loaded radius	330 mm							
Recommended rim width	7.00		Rolling circumference	2185 mm							
Permitted rim width			Tread depth	10 mm							
EAN Tube	8714692238994										
		Tyre pressure (bar)									
		1,00	1,25	1,50	1,75	2,00	2,25	2,50	2,75	3,00	4,00
		LLV Load capacity per tyre(kg)								HLV	
Speed (km/h)	10	910	1040	1160	1260	1370	1470	1560	1650	1730	2050
	25	775	885	980	1070	1160	1250	1320	1400	1470	1740
	30	730	830	925	1010	1090	1170	1250	1320	1390	1640
	40			825	905	975	1050	1110	1180	1240	1470
	50				815	880	940	1000	1060	1110	1320

For the explanation of the symbols and abbreviations, see the inside of the last page.

10.0/75 - 15.3 IMP 123 A8 TL AW

EAN		8714692262876				Section width		270 mm		
Nominal tyre pressure		3,9 bar				Overall diameter		775 mm		
Tyre construction		Diagonaal				Static loaded radius		355 mm		
Recommended rim width		9.00				Rolling circumference		2335 mm		
Permitted rim width						Tread depth		8 mm		
EAN Tube		8714692239007								
		Tyre pressure (bar)								
		1,00	1,50	2,00	2,50	3,00	3,50	4,00	5,25	
		LLV Load capacity per tyre(kg)								HLV
Speed (km/h)	10	970	1230	1460	1660	1850	2020	2190	2560	
	25	825	1050	1240	1410	1570	1720	1860	2180	
	30	775	985	1170	1330	1480	1620	1750	2050	
	40		880	1040	1190	1320	1440	1560	1830	
	50			935	1070	1190	1300	1410	1650	

For the explanation of the symbols and abbreviations, see the inside of the last page.

10.0/75 - 15.3 IMP 130 A8 TL AW

EAN		8714692309823				Section width		270 mm				
Nominal tyre pressure		5,5 bar				Overall diameter		775 mm				
Tyre construction		Diagonaal				Static loaded radius		355 mm				
Recommended rim width		9.00				Rolling circumference		2335 mm				
Permitted rim width						Tread depth		8 mm				
EAN Tube		8714692239007										
		Tyre pressure (bar)										
		1,00	1,50	2,00	2,50	3,00	3,50	4,00	4,50	5,00	5,50	7,50
		LLV Load capacity per tyre(kg)								HLV		
Speed (km/h)	10	990	1250	1480	1690	1880	2060	2220	2380	2530	2680	3220
	25	840	1060	1260	1440	1600	1750	1890	2020	2150	2280	2730
	30	790	1000	1190	1350	1500	1640	1780	1910	2030	2140	2570
	40			1060	1210	1340	1470	1590	1700	1810	1910	2290
	50				1090	1210	1320	1430	1530	1630	1720	2060

For the explanation of the symbols and abbreviations, see the inside of the last page.

11.5/80 - 15.3 IMP 131 A8 TL AW

EAN	8714692263187		Section width	310 mm											
Nominal tyre pressure	3,4 bar		Overall diameter	850 mm											
Tyre construction	Diagonaal		Static loaded radius	385 mm											
Recommended rim width	9.00		Rolling circumference	2560 mm											
Permitted rim width			Tread depth	10 mm											
EAN Tube	8714692239014														
			Tyre pressure (bar)												
			1,00	1,25	1,50	1,75	2,00	2,25	2,50	2,75	3,00	3,25	3,50	4,75	
			Load capacity per tyre(kg)												
			LLV												HLV
Speed (km/h)	10	1330	1510	1680	1840	1990	2130	2270	2400	2530	2650	2760	3300		
	25	1130	1290	1430	1570	1690	1810	1930	2040	2150	2250	2350	2810		
	30	1060	1210	1350	1470	1590	1710	1820	1920	2020	2120	2210	2640		
	40			1200	1320	1420	1520	1620	1710	1800	1890	1970	2360		
	50				1180	1280	1370	1460	1540	1620	1700	1780	2120		

For the explanation of the symbols and abbreviations, see the inside of the last page.

11.5/80 - 15.3 IMP 139 A8 TL AW

EAN	8714692309847		Section width	310 mm											
Nominal tyre pressure	4,8 bar		Overall diameter	850 mm											
Tyre construction	Diagonaal		Static loaded radius	385 mm											
Recommended rim width	9.00		Rolling circumference	2560 mm											
Permitted rim width			Tread depth	10 mm											
EAN Tube	8714692239014														
			Tyre pressure (bar)												
			1,00	1,50	2,00	2,50	3,00	3,50	4,00	4,50	5,00	6,50			
			Load capacity per tyre(kg)												
			LLV												HLV
Speed (km/h)	10	1380	1750	2070	2360	2630	2870	3100	3320	3540	4120				
	25	1170	1490	1760	2010	2230	2440	2640	2830	3000	3500				
	30	1100	1400	1660	1890	2100	2300	2490	2660	2830	3300				
	40			1480	1690	1880	2050	2220	2380	2530	2950				
	50				1520	1690	1850	2000	2140	2280	2650				

For the explanation of the symbols and abbreviations, see the inside of the last page.

12.5/80 - 15.3 IMP 142 A8 TL AW SPECIAL

EAN		8714692263255				Section width		320 mm			
Nominal tyre pressure		4,3 bar				Overall diameter		885 mm			
Tyre construction		Diagonaal				Static loaded radius		405 mm			
Recommended rim width		9.00				Rolling circumference		2660 mm			
Permitted rim width						Tread depth		11 mm			
EAN Tube		8714692239021									
		Tyre pressure (bar)									
		1,00	1,50	2,00	2,50	3,00	3,50	4,00	4,25	5,75	
		LLV Load capacity per tyre(kg)									HLV
Speed (km/h)	10	1570	1980	2350	2680	2980	3260	3520	3640	4360	
	25	1330	1690	2000	2270	2530	2770	2990	3100	3700	
	30	1250	1590	1880	2140	2380	2610	2820	2920	3480	
	40		1420	1680	1910	2130	2330	2520	2610	3120	
	50			1510	1720	1910	2090	2260	2350	2800	

For the explanation of the symbols and abbreviations, see the inside of the last page.

13.0/75 - 16 IMP 135 A8 TL AW

EAN		8714692263279				Section width		345 mm			
Nominal tyre pressure		3,0 bar				Overall diameter		905 mm			
Tyre construction		Diagonaal				Static loaded radius		405 mm			
Recommended rim width		11				Rolling circumference		2725 mm			
Permitted rim width						Tread depth		12 mm			
EAN Tube		8714692239045									
		Tyre pressure (bar)									
		1,00	1,25	1,50	1,75	2,00	2,25	2,50	2,75	3,00	4,00
		LLV Load capacity per tyre(kg)									HLV
Speed (km/h)	10	1630	1860	2070	2260	2450	2620	2790	2950	3100	3680
	25	1390	1580	1760	1920	2080	2230	2370	2510	2640	3120
	30	1300	1490	1650	1810	1960	2100	2230	2360	2480	2940
	40			1480	1620	1750	1870	1990	2110	2220	2620
	50				1450	1570	1690	1790	1890	1990	2360

For the explanation of the symbols and abbreviations, see the inside of the last page.

13.5/75 - 430.9 IMP 145 A8 TL AW SPECIAL

EAN	8714692263286				Section width	360 mm				
Nominal tyre pressure	4,0 bar				Overall diameter	960 mm				
Tyre construction	Diagonaal				Static loaded radius	435 mm				
Recommended rim width	11				Rolling circumference	2900 mm				
Permitted rim width					Tread depth	12 mm				
EAN Tube	8714692239052									
		Tyre pressure (bar)								
		1,00	1,50	2,00	2,50	3,00	3,50	4,00	5,50	
		LLV Load capacity per tyre(kg)								HLV
Speed (km/h)	10	1800	2290	2710	3080	3440	3760	4060	4900	
	25	1530	1940	2300	2620	2920	3200	3460	4160	
	30	1440	1830	2170	2470	2750	3000	3240	3920	
	40		1630	1930	2200	2450	2680	2900	3500	
	50			1740	1980	2210	2410	2610	3140	

For the explanation of the symbols and abbreviations, see the inside of the last page.

15.0/55 - 17 IMP 134 A8 TL AW

EAN	8714692263293				Section width	385 mm				
Nominal tyre pressure	2,6 bar				Overall diameter	865 mm				
Tyre construction	Diagonaal				Static loaded radius	390 mm				
Recommended rim width	13.00				Rolling circumference	2580 mm				
Permitted rim width					Tread depth	12 mm				
EAN Tube	8714692239069									
		Tyre pressure (bar)								
		1,00	1,25	1,50	1,75	2,00	2,25	2,50	3,50	
		LLV Load capacity per tyre(kg)								HLV
Speed (km/h)	10	1650	1880	2090	2290	2480	2650	2820	3440	
	25	1400	1600	1780	1950	2100	2250	2400	2920	
	30	1320	1500	1670	1830	1980	2120	2260	2750	
	40			1490	1640	1770	1890	2010	2450	
	50				1470	1590	1710	1810	2210	

For the explanation of the symbols and abbreviations, see the inside of the last page.

19.0/45 - 17 IMP 138 A8 TL AW

EAN	8714692263316	Section width	455 mm					
Nominal tyre pressure	2,0 bar	Overall diameter	870 mm					
Tyre construction	Diagonaal	Static loaded radius	400 mm					
Recommended rim width	16.00	Rolling circumference	2620 mm					
Permitted rim width		Tread depth	12 mm					
EAN Tube	8714692239076							
		Tyre pressure (bar)						
		1,00	1,25	1,50	1,75	2,00	2,75	
		LLV Load capacity per tyre(kg)						HLV
Speed (km/h)	10	2210	2520	2810	3080	3320	4000	
	25	1880	2140	2390	2610	2820	3400	
	30	1770	2020	2250	2460	2660	3200	
	40			2000	2190	2370	2860	
	50				1970	2140	2570	

For the explanation of the symbols and abbreviations, see the inside of the last page.

500/50 - 17 IMP 140 A8 TL AW

EAN	8714692263323	Section width	500 mm					
Nominal tyre pressure	2,0 bar	Overall diameter	950 mm					
Tyre construction	Diagonaal	Static loaded radius	430 mm					
Recommended rim width	16.00	Rolling circumference	2890 mm					
Permitted rim width		Tread depth	12 mm					
EAN Tube	8714692239083							
		Tyre pressure (bar)						
		1,00	1,25	1,50	1,75	2,00	2,50	
		LLV Load capacity per tyre(kg)						HLV
Speed (km/h)	10	2150	2490	2830	3160	3500	4180	
	25	1830	2120	2400	2690	2980	3540	
	30	1720	1990	2260	2530	2800	3340	
	40			2020	2260	2500	2980	
	50					2250	2680	

For the explanation of the symbols and abbreviations, see the inside of the last page.

12.5/80 - 18 IMP 142 A8 TL AW

EAN	8714692263262		Section width	340 mm						
Nominal tyre pressure	3,7 bar		Overall diameter	975 mm						
Tyre construction	Diagonaal		Static loaded radius	450 mm						
Recommended rim width	11		Rolling circumference	2985 mm						
Permitted rim width			Tread depth	11 mm						
EAN Tube	8714692239090									
		Tyre pressure (bar)								
		1,00	1,50	2,00	2,50	3,00	3,50	3,75	5,00	
		LLV Load capacity per tyre(kg)								HLV
Speed (km/h)	10	1760	2230	2640	3000	3340	3660	3820	4520	
	25	1500	1900	2240	2560	2840	3120	3240	3840	
	30	1410	1780	2110	2410	2680	2930	3060	3600	
	40		1590	1890	2150	2390	2620	2720	3220	
	50			1700	1930	2150	2350	2450	2900	

For the explanation of the symbols and abbreviations, see the inside of the last page.

15.0/70 - 18 IMP 151 A8 TL AW

EAN	8714692263309		Section width	395 mm						
Nominal tyre pressure	4,3 bar		Overall diameter	1000 mm						
Tyre construction	Diagonaal		Static loaded radius	460 mm						
Recommended rim width	13		Rolling circumference	3030 mm						
Permitted rim width			Tread depth	13 mm						
EAN Tube	8714692239106									
		Tyre pressure (bar)								
		1,00	1,50	2,00	2,50	3,00	3,50	4,00	4,25	5,75
		LLV Load capacity per tyre(kg)								HLV
Speed (km/h)	10	2090	2650	3140	3560	3980	4340	4700	4860	5820
	25	1780	2250	2660	3040	3380	3700	4000	4140	4940
	30	1670	2120	2510	2860	3180	3480	3760	3900	4640
	40		1890	2240	2550	2840	3100	3360	3480	4160
	50			2010	2290	2550	2790	3020	3140	3740

For the explanation of the symbols and abbreviations, see the inside of the last page.

IMPLEMENT — BIAS



IMPLEMENT BIAS



AS+

COMFORT AND TRACTION ASSURED

FEATURES

Sturdy Bias carcass construction

Special tread






Large cleat surface

BENEFITS

Excellent stability and high load capacity

High traction power

Long lifespan

Ø	Tyre size	Service description	Service description		 mm	 mm	 mm	 mm	Pag.
12	7.00 - 12 IMP	95 A8	2,5	4.25	190	690	325	2100	204
15.3	10.0/75 - 15.3 IMP	123 A8	3,9	9.00	270	790	365	2420	204
	11.5/80 - 15.3 IMP	135 A8	4,1	9.00	305	890	400	2695	205
17	15.0/55 - 17 IMP	134 A8	2,6	13.00	370	890	400	2680	205

For the explanation of the symbols and abbreviations, see the inside of the last page.



7.00 - 12 6 PR IMP 95 A8 TL AS+										
EAN		8714692909504			Section width			190 mm		
Nominal tyre pressure		2,5 bar			Overall diameter			690 mm		
Tyre construction		Diagonaal			Static loaded radius			325 mm		
Recommended rim width		4.25			Rolling circumference			2100 mm		
Permitted rim width					Tread depth			17 mm		
EAN Tube		8714692238987								
		Tyre pressure (bar)								
		1,00	1,25	1,50	1,75	2,00	2,25	2,50	3,50	
		LLV Load capacity per tyre(kg)								HLV
Speed (km/h)	10	560	640	710	780	840	900	960	1170	
	25	475	545	605	660	715	765	815	995	
	30	450	510	570	625	675	720	765	935	
	40			510	555	600	645	685	835	
	50				500	540	580	615	750	

For the explanation of the symbols and abbreviations, see the inside of the last page.

10.0/75 - 15.3 10 PR IMP 123 A8 TL AS+										
EAN		8714692909511			Section width			270 mm		
Nominal tyre pressure		3,9 bar			Overall diameter			790 mm		
Tyre construction		Diagonaal			Static loaded radius			365 mm		
Recommended rim width		9.00			Rolling circumference			2420 mm		
Permitted rim width					Tread depth			22 mm		
EAN Tube		8714692239007								
		Tyre pressure (bar)								
		1,00	1,50	2,00	2,50	3,00	3,50	4,00	5,25	
		LLV Load capacity per tyre(kg)								HLV
Speed (km/h)	10	970	1230	1460	1660	1850	2020	2190	2560	
	25	825	1050	1240	1410	1570	1720	1860	2180	
	30	775	985	1170	1330	1480	1620	1750	2050	
	40		880	1040	1190	1320	1440	1560	1830	
	50			935	1070	1190	1300	1410	1650	

For the explanation of the symbols and abbreviations, see the inside of the last page.

11.5/80 - 15.3 12 PR IMP 135 A8 TL AS+

EAN		8714692909528				Section width		305 mm		
Nominal tyre pressure		4,1 bar				Overall diameter		890 mm		
Tyre construction		Diagonaal				Static loaded radius		400 mm		
Recommended rim width		9.00				Rolling circumference		2695 mm		
Permitted rim width						Tread depth		22 mm		
EAN Tube		8714692239014								
		Tyre pressure (bar)								
		1,00	1,50	2,00	2,50	3,00	3,50	4,00	5,50	
		LLV Load capacity per tyre(kg)								HLV
Speed (km/h)	10	1350	1710	2030	2310	2570	2810	3040	3660	
	25	1150	1460	1720	1960	2180	2390	2580	3120	
	30	1080	1370	1620	1850	2050	2250	2430	2930	
	40		1220	1450	1650	1830	2010	2170	2620	
	50			1300	1480	1650	1810	1950	2350	

For the explanation of the symbols and abbreviations, see the inside of the last page.

15.0/55-17 10 PR IMP 134 A8 TL AS+

EAN		8714692909535				Section width		370 mm		
Nominal tyre pressure		2,6 bar				Overall diameter		890 mm		
Tyre construction		Diagonaal				Static loaded radius		400 mm		
Recommended rim width		13.00				Rolling circumference		2680 mm		
Permitted rim width						Tread depth		22 mm		
EAN Tube		8714692239069								
		Tyre pressure (bar)								
		1,00	1,25	1,50	1,75	2,00	2,25	2,50	3,50	
		LLV Load capacity per tyre(kg)								HLV
Speed (km/h)	10	1650	1880	2090	2290	2480	2650	2820	3440	
	25	1400	1600	1780	1950	2100	2250	2400	2920	
	30	1320	1500	1670	1830	1980	2120	2260	2750	
	40			1490	1640	1770	1890	2010	2450	
	50				1470	1590	1710	1810	2210	

For the explanation of the symbols and abbreviations, see the inside of the last page.

IMPLEMENT BIAS



V61






FOR PROFESSIONAL
CULTIVATION MACHINERY

FEATURES

- Robust tread
- Strong nylon carcass
- Tubeless

BENEFITS

- Highly resistant to punctures
- Long lifespan
- Easy to fit

Ø	Tyre size	Service description	Nominal inflation pressure (bar)		 mm	 mm	 mm	 mm	Pag.
14.5	200/60 - 14.5 IMP	106 A8	5,0	AG 6.75	210	615	295	1880	207
	250/65 - 14.5 IMP	121 A8	3,6	AG 8.00	245	680	320	2060	207

For the explanation of the symbols and abbreviations, see the inside of the last page.

200/60 - 14.5 IMP 106 A8 TL V61

EAN	8714692105890	Section width	210 mm
Nominal tyre pressure	5,0 bar	Overall diameter	615 mm
Tyre construction	Diagonaal	Static loaded radius	295 mm
Recommended rim width	AG 6.75	Rolling circumference	1880 mm
		Tread depth	9 mm
EAN Tube	8714692238970		

		Tyre pressure (bar)										
		1,00	1,50	2,00	2,50	3,00	3,50	4,00	4,50	5,00	6,00	
		Load capacity per tyre(kg)										
		LLV										HLV
Speed (km/h)	10	385	510	630	750	870	990	1110	1230	1350	1600	
	25	330	430	535	635	740	845	945	1050	1150	1360	
	30	310	405	505	600	695	795	890	985	1080	1280	
	40		365	450	535	620	710	795	880	970	1140	
	50			405	480	560	640	715	795	870	1030	

For the explanation of the symbols and abbreviations, see the inside of the last page.

250/65 - 14.5 IMP 121 A8 TL V61

EAN	8714692220449	Section width	245 mm
Nominal tyre pressure	3,6 bar	Overall diameter	680 mm
Tyre construction	Diagonaal	Static loaded radius	320 mm
Recommended rim width	AG 8.00	Rolling circumference	2060 mm
		Tread depth	9 mm
EAN Tube	8714692238970		

		Tyre pressure (bar)								
		1,00	1,40	1,80	2,20	2,60	3,00	3,40	3,60	4,40
		Load capacity per tyre(kg)								
		LLV							HLV	
Speed (km/h)	10	710	915	1120	1320	1520	1730	1930	2030	2440
	25	605	775	950	1120	1290	1470	1640	1730	2070
	30	570	730	895	1060	1220	1380	1540	1620	1950
	40		650	795	940	1090	1230	1380	1450	1740
	50			720	850	980	1110	1240	1300	1570

For the explanation of the symbols and abbreviations, see the inside of the last page.



SMALL TYRES

AGRICULTURAL

Pag.

V50	210
V60	211
V61	211
V64	212
V64+	212
V67	212

LAWN- AND GROUNDCARE

Greentrax	220
V71	221
V88	221

UTILITY

V20	226
V25	226
V40	227
V52	227
V76	228

FAST TRAILER

V47	234
V48	234
V49	235
V54	235
V71	236



SMALL TYRES - AGRICULTURAL



V50

DESIGNED AS FURROW
WHEEL ON PLOUGHS

FEATURES

- Smooth tread
- Available in high ply rating
- Smooth sidewall

BENEFITS

- Tyre never becomes clogged
- Suitable for heavy applications
- Shakes off clinging soil



– SMALL TYRES AGRICULTURAL



V60

THE TYRE FOR GRASSLAND
& HORTICULTURE

FEATURES

- Wide lateral grooves
- Rounded contour
- Sturdy carcass

BENEFITS

- Good sideways stability
- Prevents damage to the turf
- Long lifespan



V61

FOR PROFESSIONAL
CULTIVATION MACHINERY

FEATURES

- Robust tread
- Strong nylon carcass
- Tubeless

BENEFITS

- Highly resistant to punctures
- Long lifespan
- Easy to fit



SMALL TYRES - AGRICULTURAL



V64/V64+

THE STANDARD FOR
EFFICIENT HAY MAKING

FEATURES

- Extra thick tread
- Rounded shoulders
- Wide tread & flat contour

BENEFITS

- Puncture resistant and long lifespan
- Prevents damage to the turf
- Minimal rutting



V67

THE IDEAL TRACTION TYRE FOR
MARKET GARDENING

FEATURES

- Traction tread with narrow cleats
- Special shape of the cleats
- Drive/non drive load indication

BENEFITS

- Excellent grip
- Perfect self-cleaning
- Load capacity for every application

- SMALL TYRES AGRICULTURAL

Profil	Tyre size	PR	Service description	Nominal inflation pressure (bar)		 mm	 mm	Pag.
V50	5.00 - 8	10	66 A6	6,0	3.00D	130	455	214
V50	6.00 - 9	10	94 A6	5,0	4.00 E	165	445	214
V60	3.00 - 4	4	30 A6	3,5	2.10	90	275	214
V60	4.00 - 4	4	43 A6	2,8	2.10	100	315	214
V60	3.50 - 6	4	45 A6	3,0	2.50A	100	355	214
V60	3.50 - 8	4	52 A6	3,0	2.50A	100	395	215
V60	4.00 - 8	4	57 A6	2,8	2.50A	105	425	215
V61	15x 6.00 - 6	4	61 A6	2,5	4.50A	160	380	215
V61	170/60 - 8	6	71 A6	3,0	5.50 A	170	425	215
V61	18x 8.50 - 8	4	77 A6	2,0	7.00 I	210	465	215
V61	18x 8.50 - 8	6	85 A6	3,0	7.00 I	210	465	216
V64	3.50 - 6	4	45 A6	3,0	2.50A	100	355	216
V64+	160/65 - 6		60 A8	2,4	4.50A	160	365	216
V64+	160/65 - 6		66 A8	3,2	4.50A	160	365	216
V64	3.50 - 8	4	52 A6	3,0	2.50A	100	395	216
V64+	170/60 - 8		65 A8	2,4	5.50 A	170	410	217
V64+	170/60 - 8		71 A8	3,2	5.50 A	170	410	217
V64+	210/60 - 8		83 A8	3,2	7.00 I	215	455	217
V67	3.00 - 4	4	30 A6	3,5	2.10	90	275	217
V67	3.50 - 6	4	45 A6	3,0	2.50A	100	355	218
V67	3.50 - 8	4	52 A6	3,0	2.50A	100	395	218
V67	4.00 - 8	4	57 A6	2,8	2.50A	105	425	218
V67	4.00 - 12	4	66 A6	2,75	3.00 D	110	515	218

For the explanation of the symbols and abbreviations, see the inside of the last page.



SMALL TYRES - AGRICULTURAL

5.00 - 8 10 PR 66 A6 TT V50

EAN	8714692081989	Section width	130 mm
Nominal tyre pressure	6,0 bar	Overall diameter	455 mm
Tyre construction	Diagonaal	Load capacity at 10 km/h	390 kg
Recommended rim width	3.00D	Load capacity at 30 km/h	300 kg
Permitted rim width	3.50D	Load capacity at 40 km/h	270 kg
		EAN Tube	8714692285288

6.00 - 9 10 PR 94 A6 TT V50

EAN	8714692082177	Section width	165 mm
Nominal tyre pressure	5,0 bar	Overall diameter	540 mm
Tyre construction	Diagonaal	Load capacity at 10 km/h	865 kg
Recommended rim width	4.00E	Load capacity at 30 km/h	670 kg
Permitted rim width	3.50D	Load capacity at 40 km/h	605 kg
		EAN Tube	8714692285325

3.00 - 4 4 PR 30 A6 TT V60

EAN	8714692081675	Section width	90 mm
Nominal tyre pressure	3,5 bar	Overall diameter	275 mm
Tyre construction	Diagonaal	Load capacity at 10 km/h	135 kg
Recommended rim width	2.10	Load capacity at 30 km/h	105 kg
Permitted rim width	2.50C	Load capacity at 40 km/h	95 kg
		EAN Tube	8714692285202

4.00 - 4 4 PR 43 A6 TT V60

EAN	8714692082047	Section width	100 mm
Nominal tyre pressure	2,8 bar	Overall diameter	315 mm
Tyre construction	Diagonaal	Load capacity at 10 km/h	200 kg
Recommended rim width	2.10	Load capacity at 30 km/h	155 kg
Permitted rim width	2.50C, 3.00D	Load capacity at 40 km/h	140 kg
		EAN Tube	8714692285219

3.50 - 6 4 PR 45 A6 TT V60

EAN	8714692081705	Section width	100 mm
Nominal tyre pressure	3,0 bar	Overall diameter	355 mm
Tyre construction	Diagonaal	Load capacity at 10 km/h	215 kg
Recommended rim width	2.50A	Load capacity at 30 km/h	165 kg
Permitted rim width	2.50C	Load capacity at 40 km/h	150 kg
		EAN Tube	8714692285226

- SMALL TYRES AGRICULTURAL

3.50 - 8 4 PR 52 A6 TT V60

EAN	8714692081804	Section width	100 mm
Nominal tyre pressure	3,0 bar	Overall diameter	395 mm
Tyre construction	Diagonaal	Load capacity at 10 km/h	260 kg
Recommended rim width	2.50A	Load capacity at 30 km/h	200 kg
Permitted rim width	2.50 C	Load capacity at 40 km/h	180 kg
		EAN Tube	8714692285257

4.00 - 8 4 PR 57 A6 TT V60

EAN	8714692081767	Section width	105 mm
Nominal tyre pressure	2,8 bar	Overall diameter	425 mm
Tyre construction	Diagonaal	Load capacity at 10 km/h	300 kg
Recommended rim width	2.50A	Load capacity at 30 km/h	230 kg
Permitted rim width	2.50C, 3.00D	Load capacity at 40 km/h	210 kg
		EAN Tube	8714692285264

15x6.00 - 6 4 PR 61 A6 TT V61

EAN	8714692082139	Section width	160 mm
Nominal tyre pressure	2,5	Overall diameter	380 mm
Tyre construction	Diagonaal	Load capacity at 10 km/h	340 kg
Recommended rim width	4.50A	Load capacity at 30 km/h	260 kg
Permitted rim width	2.50C, 3.00D	Load capacity at 40 km/h	230 kg
		EAN Tube	8714692285240

170/60 - 8 6 PR 71 A6 TT V61

EAN	8714692082160	Section width	170 mm
Nominal tyre pressure	3,0 bar	Overall diameter	425 mm
Tyre construction	Diagonaal	Load capacity at 10 km/h	445 kg
Recommended rim width	5.50A	Load capacity at 30 km/h	345 kg
Permitted rim width	5.375I	Load capacity at 40 km/h	270 kg
Alternative tyre size	16 x 6.50-8	EAN Tube	8714692285301

18x8.50 - 8 4 PR 77 A6 TT V61

EAN	8714692082443	Section width	210 mm
Nominal tyre pressure	2,0 bar	Overall diameter	465 mm
Tyre construction	Diagonaal	Load capacity at 10 km/h	530 kg
Recommended rim width	7.00I	Load capacity at 30 km/h	410 kg
Permitted rim width	5.375I	Load capacity at 40 km/h	370 kg
		EAN Tube	8714692285318



SMALL TYRES - AGRICULTURAL

18x8.50 - 8 6 PR 85 A6 TL V61

EAN	8714692082351	Section width	210 mm
Nominal tyre pressure	3,0 bar	Overall diameter	465 mm
Tyre construction	Diagonaal	Load capacity at 10 km/h	670 kg
Recommended rim width	7.00I	Load capacity at 30 km/h	520 kg
Permitted rim width	5.375I	Load capacity at 40 km/h	465 kg
		EAN Tube	8714692285318

3.50 - 6 4 PR 45 A6 TT V64

EAN	8714692081620	Section width	100 mm
Nominal tyre pressure	3,0 bar	Overall diameter	355 mm
Tyre construction	Diagonaal	Load capacity at 10 km/h	215 kg
Recommended rim width	2.50A	Load capacity at 30 km/h	165 kg
Permitted rim width	2.50C	Load capacity at 40 km/h	150 kg
		EAN Tube	8714692285226

160/65 - 6 60 A8 TT V64+

EAN	8714692256424	Section width	160 mm
Nominal tyre pressure	2,4 bar	Overall diameter	365 mm
Tyre construction	Diagonaal	Load capacity at 10 km/h	350 kg
Recommended rim width	4.50A	Load capacity at 30 km/h	280 kg
Permitted rim width	2.50C	Load capacity at 40 km/h	250 kg
Alternative tyre size	16 x 6.00-6	EAN Tube	8714692285240

160/65 - 6 66 A8 TT V64+

EAN	8714692244490	Section width	160 mm
Nominal tyre pressure	3,2 bar	Overall diameter	365 mm
Tyre construction	Diagonaal	Load capacity at 10 km/h	420 kg
Recommended rim width	4.50A	Load capacity at 30 km/h	335 kg
Permitted rim width	2.50C	Load capacity at 40 km/h	300 kg
Alternative tyre size	16 x 6.00-6	EAN Tube	8714692285240

3.50 - 8 4 PR 52 A6 TT V64

EAN	8714692081811	Section width	100 mm
Nominal tyre pressure	3,0 bar	Overall diameter	395 mm
Tyre construction	Diagonaal	Load capacity at 10 km/h	260 kg
Recommended rim width	2.50A	Load capacity at 30 km/h	200 kg
Permitted rim width	2.50 C	Load capacity at 40 km/h	180 kg
		EAN Tube	8714692285257

- SMALL TYRES AGRICULTURAL

170/60 - 8 65 A8 TT V64+

EAN	8714692256462	Section width	170 mm
Nominal tyre pressure	2,4 bar	Overall diameter	410 mm
Tyre construction	Diagonaal	Load capacity at 10 km/h	405 kg
Recommended rim width	5.50A	Load capacity at 30 km/h	325 kg
Permitted rim width	5.375I	Load capacity at 40 km/h	290 kg
Alternative tyre size	16 x 6.50-8	EAN Tube	8714692285301

170/60 - 8 71 A8 TT V64+

EAN	8714692256462	Section width	170 mm
Nominal tyre pressure	3,2 bar	Overall diameter	410 mm
Tyre construction	Diagonaal	Load capacity at 10 km/h	485 kg
Recommended rim width	5.50A	Load capacity at 30 km/h	385 kg
Permitted rim width	5.375I	Load capacity at 40 km/h	345 kg
Alternative tyre size	16 x 6.50-8	EAN Tube	8714692285301

210/60 - 8 83 A8 TT V64+

EAN	8714692244513	Section width	215 mm
Nominal tyre pressure	3,2 bar	Overall diameter	455 mm
Tyre construction	Diagonaal	Load capacity at 10 km/h	680 kg
Recommended rim width	7.00I	Load capacity at 30 km/h	545 kg
Permitted rim width	5.375I	Load capacity at 40 km/h	485 kg
Alternative tyre size	18 x 8.50-8	EAN Tube	8714692285318

3.00 - 4 4 PR 30 A6 TT V67

EAN	8714692081682	Section width	90 mm
Nominal tyre pressure	3,5 bar	Overall diameter	275 mm
Tyre construction	Diagonaal	Load capacity at 10 km/h**	135 kg
Recommended rim width	2.10	Load capacity at 30 km/h**	105 kg
Permitted rim width	2.50C	Load capacity at 40 km/h**	95 kg
		EAN Tube	8714692285202

3.50 - 6 4 PR 45 A6 TT V67

EAN	8714692081712	Section width	100 mm
Nominal tyre pressure	3,0 bar	Overall diameter	355 mm
Tyre construction	Diagonaal	Load capacity at 10 km/h**	215 kg
Recommended rim width	2.50A	Load capacity at 30 km/h**	165 kg
Permitted rim width	2.50C	Load capacity at 40 km/h**	150 kg
		EAN Tube	8714692285226



SMALL TYRES - AGRICULTURAL

3.50 - 8 4 PR 52 A6 TT V67

EAN	8714692081828	Section width	100 mm
Nominal tyre pressure	3,0 bar	Overall diameter	395 mm
Tyre construction	Diagonaal	Load capacity at 10 km/h**	260 kg
Recommended rim width	2.50A	Load capacity at 30 km/h**	200 kg
Permitted rim width	2.50 C	Load capacity at 40 km/h**	180 kg
		EAN Tube	8714692285257

4.00 - 8 4 PR 57 A6 TT V67

EAN	8714692081842	Section width	105 mm
Nominal tyre pressure	2,8 bar	Overall diameter	425 mm
Tyre construction	Diagonaal	Load capacity at 10 km/h**	300 kg
Recommended rim width	2.50A	Load capacity at 30 km/h**	230 kg
Permitted rim width	2.50C,3.00D	Load capacity at 40 km/h**	210 kg
		EAN Tube	8714692285264

4.00 - 12 4 PR 66 A6 TT V67

EAN	8714692082122	Section width	110 mm
Nominal tyre pressure	2,8 bar	Overall diameter	515 mm
Tyre construction	Diagonaal	Load capacity at 10 km/h**	390 kg
Recommended rim width	3.00D	Load capacity at 30 km/h**	300 kg
Permitted rim width	2.50C,3.00D	Load capacity at 40 km/h**	270 kg
		EAN Tube	8714692285356

– SMALL TYRES AGRICULTURAL



LAWN- AND GROUNDCARE



GREENTRAX

CUT THE COSTS, KEEP IT GREEN

FEATURES

High rubber to air ratio in the tread

Stable central section

Raised cleats in the shoulder area

BENEFITS

Wear resistant and durable

Stable on course and comfortable to drive

High traction, minimal wear



LAWN- AND GROUNDCARE



V71

FOR SMALL MACHINES
AND TOOLS

FEATURES

- Special lawn tread
- Flexible carcass construction
- Relatively large contact surface

BENEFITS

- Lawn friendly
- Comfortable ride
- Minimal rutting



V88

KIND TO THE LAWN WHILE
PROVIDING SUFFICIENT TRACTION

FEATURES






- Large and flat contact area
- Rounded shoulders
- Flexible sidewall construction

BENEFITS

- Minimal rutting
- Avoids damage to the grass
- Excellent shock absorption



LAWN- AND GROUNDCARE

Profil	Tyre size	PR	Service description	Nominal inflation pressure (bar)		 mm	 mm	 mm	 mm	Pag.
Greentrax	160/65 - 6 IMP (15x6.00-6)		60 A8	2,4	4.50 A	155	365	160*	1.085*	223
Greentrax	170/60 - 8 IMP (16x6.50-8)		65 A8	2,4	5.50 A	170	410	185*	1.225*	223
Greentrax	210/60 - 8 IMP (18x8.50-8)		76 A8	2,4	7.00 I	215	455	205*	1.365*	223
Greentrax	250/50 - 8 IMP (18x9.50-8)		90 A8	2,4	7.00 I	240	455	205*	1.360*	223
Greentrax	250/60 - 8 IMP (20x10.00-8)		96 A8	2,4	7.00 I	245	505	225*	1.565*	223
Greentrax	210/60 - 10 IMP (20x8.00-10)		87 A8	2,4	6.00 I	205	505	225*	1.510*	224
Greentrax	250/50 - 10 IMP (20x10.00-10)		97 A8	2,4	8.50 I	255	505	230*	1.555*	224
Greentrax	270/50 - 12 IMP (23x10.50-12)		103 A8	2,4	8.50 I	265	580	265*	1.740*	224
Greentrax	320/45 - 12 IMP (24x13.00-12)		110 A8	2,4	10.50 I	320	600	275*	1.825*	224
Greentrax	320/55 - 12 IMP (26x12.00-12)		116 A8	2,4	10.50 I	320	655	300*	1.965*	224
V71	170/60 - 8 (16x6.50-8)	4		2,0	5.50 A	175	430			225
V88	18x 8.50 - 8	6		3,0	7.00 I	210	465			225

For the explanation of the symbols and abbreviations, see the inside of the last page.

* = Calculated values

LAWN- AND GROUNDCARE

160/65 - 6 IMP 60 A8 / 48 A8 TL GREENTRAX

EAN	8714692274114	Section width	155 mm
Nominal tyre pressure	2,4 bar	Overall diameter	365 mm
Tyre construction	Diagonaal	Static loaded radius	160* mm
Recommended rim width	4.50A	Rolling circumference	1.085* mm
		Load capacity at 10 km/h**	350 kg
Alternative tyre size	15x6.00 - 6	Load capacity at 30 km/h**	280 kg
EAN Tube	8714692238857	Load capacity at 40 km/h**	250 kg

170/60 - 8 IMP 65 A8 / 53 A8 TL GREENTRAX

EAN	8714692274121	Section width	170 mm
Nominal tyre pressure	2,4 bar	Overall diameter	410 mm
Tyre construction	Diagonaal	Static loaded radius	185* mm
Recommended rim width	5.50A	Rolling circumference	1225* mm
Permitted rim width	5.375I	Load capacity at 10 km/h**	405 kg
Alternative tyre size	16x6.50 - 8	Load capacity at 30 km/h**	325 kg
EAN Tube	8714692238918	Load capacity at 40 km/h**	290 kg

210/60 - 8 IMP 76 A8 / 64 A8 TL GREENTRAX

EAN	8714692274138	Section width	215 mm
Nominal tyre pressure	2,4 bar	Overall diameter	455 mm
Tyre construction	Diagonaal	Static loaded radius	205* mm
Recommended rim width	7.00I	Rolling circumference	1365* mm
		Load capacity at 10 km/h**	560 kg
Alternative tyre size	18x8.50 - 8	Load capacity at 30 km/h**	450 kg
EAN Tube	8714692238925	Load capacity at 40 km/h**	400 kg

250/50 - 8 IMP 90 A8 / 78 A8 TL GREENTRAX

EAN	8714692274145	Section width	240 mm
Nominal tyre pressure	2,4 bar	Overall diameter	455 mm
Tyre construction	Diagonaal	Static loaded radius	205* mm
Recommended rim width	7.00I	Rolling circumference	1360* mm
		Load capacity at 10 km/h**	840 kg
Alternative tyre size	18x9.50 - 8	Load capacity at 30 km/h**	670 kg
		Load capacity at 40 km/h**	600 kg

250/60 - 8 IMP 96 A8 / 84 A8 TL GREENTRAX

EAN	8714692274152	Section width	245 mm
Nominal tyre pressure	2,4 bar	Overall diameter	505 mm
Tyre construction	Diagonaal	Static loaded radius	225* mm
Recommended rim width	7.00I	Rolling circumference	1565* mm
Permitted rim width	8.00I	Load capacity at 10 km/h**	995 kg
Alternative tyre size	20x10.00 - 8	Load capacity at 30 km/h**	795 kg
		Load capacity at 40 km/h**	710 kg



LAWN- AND GROUNDCARE

210/60 - 10 IMP 87 A8 / 75 A8 TL GREENTRAX

EAN	8714692274169	Section width	205 mm
Nominal tyre pressure	2,4 bar	Overall diameter	505 mm
Tyre construction	Diagonaal	Static loaded radius	225* mm
Recommended rim width	6.00l	Rolling circumference	1510* mm
Alternative tyre size	20x8.00 - 10	Load capacity at 10 km/h**	765 kg
		Load capacity at 30 km/h**	610 kg
		Load capacity at 40 km/h**	545 kg

250/50 - 10 IMP 97 A8 / 85 A8 TL GREENTRAX

EAN	8714692274176	Section width	255 mm
Nominal tyre pressure	2,4 bar	Overall diameter	505 mm
Tyre construction	Diagonaal	Static loaded radius	230* mm
Recommended rim width	8.50l	Rolling circumference	1555* mm
Permitted rim width	7.00l, 8.00l, 8.25	Load capacity at 10 km/h**	1020 kg
Alternative tyre size	20x10.00 - 10	Load capacity at 30 km/h**	820 kg
		Load capacity at 40 km/h**	730 kg

270/50 - 12 IMP 103 A8 / 91 A8 TL GREENTRAX

EAN	8714692274183	Section width	265 mm
Nominal tyre pressure	2,4 bar	Overall diameter	580 mm
Tyre construction	Diagonaal	Static loaded radius	265* mm
Recommended rim width	8.50l	Rolling circumference	1740* mm
Permitted rim width	7.00l, 7JA, 8.50JA	Load capacity at 10 km/h**	1225 kg
Alternative tyre size	23x10.50 - 12	Load capacity at 30 km/h**	980 kg
		Load capacity at 40 km/h**	875 kg

320/45 - 12 IMP 110 A8 / 98 A8 TL GREENTRAX

EAN	8714692292224	Section width	320 mm
Nominal tyre pressure	2,4 bar	Overall diameter	600 mm
Tyre construction	Diagonaal	Static loaded radius	275* mm
Recommended rim width	10.50l	Rolling circumference	1825* mm
Permitted rim width	9.50JA, 10.50JA	Load capacity at 10 km/h**	1485 kg
Alternative tyre size	24x13.00 - 12	Load capacity at 30 km/h**	1185 kg
		Load capacity at 40 km/h**	1060 kg

320/55 - 12 IMP 116 A8 / 104 A8 TL GREENTRAX

EAN	8714692274190	Section width	320 mm
Nominal tyre pressure	2,4 bar	Overall diameter	655 mm
Tyre construction	Diagonaal	Static loaded radius	300* mm
Recommended rim width	10.50l	Rolling circumference	1965* mm
Permitted rim width	8.50l, 8.50JA, 9.50JA, 10.50JA	Load capacity at 10 km/h**	1750 kg
Alternative tyre size	26x12.00 - 12	Load capacity at 30 km/h**	1400 kg
		Load capacity at 40 km/h**	1250 kg

LAWN- AND GROUNDCARE

170/60 - 8 4 PR TT V71

EAN	8714692082115	Section width	175 mm
Nominal tyre pressure	2,0 bar	Overall diameter	430 mm
Tyre construction	Diagonaal	Static loaded radius	N/A mm
Recommended rim width	5.50A	Rolling circumference	N/A mm
Permitted rim width	5.375I	Load capacity at 10 km/h**	345 kg
Alternative tyre size	16x6.50 - 8	Load capacity at 30 km/h**	265 kg
EAN Tube	8714692285301	Load capacity at 40 km/h**	240 kg

18x8.50 - 8 6 PR TL V88

EAN	8714692082436	Section width	210 mm
Nominal tyre pressure	3,0 bar	Overall diameter	465 mm
Tyre construction	Diagonaal	Static loaded radius	N/A mm
Recommended rim width	7.00I	Rolling circumference	N/A mm
		Load capacity at 10 km/h**	670 kg
		Load capacity at 30 km/h**	515 kg
EAN Tube	8714692285318	Load capacity at 40 km/h**	465 kg



SMALL TYRES UTILITY —



V20

STRONG, TRIED AND TESTED

FEATURES

- Strong carcass
- Rounded contour
- Tried and tested construction

BENEFITS

- Long lifespan
- Excellent manoeuvrability
- Good price/quality ratio



V25

FOR PEDAL-CARTS AND
HEAVY-DUTY WHEELBARROWS

FEATURES

- Sturdy sidewall construction
- Strong carcass
- Robust tread

BENEFITS

- High resistance to punctures
- High endurance
- Good grip



V40

HIGH LOAD CAPACITY FOR
INTERNAL TRANSPORT

FEATURES

- All-round tread pattern
- Centre-contact zone
- Open shoulder tread

BENEFITS

- Suits a variety of applications
- Low rolling resistance
- Good stability



V52

FOR MOBILE HOMES AND
AGRICULTURAL EQUIPMENT

FEATURES

- Strong carcass
- Flat contour
- Optimised tread profile

BENEFITS

- Suitable for heavy loads
- Optimal pressure distribution in contact area
- Low rolling resistance



SMALL TYRES UTILITY —



V76

MANOEUVRABILITY FOR
INTERNAL TRANSPORT

FEATURES

“Cube” profile

Flexible carcass

Available in grey upon request




BENEFITS

Optimised for internal transport equipment

Absorbs excessive vibrations

For warehouses, hospitals, supermarkets, etc.

SMALL TYRES — UTILITY

Profil	Tyre size	PR	Nominal inflation pressure (bar)		Permitted rim width	 mm	 mm	Pag.
V20	200 x 50	2	2,5	200 x 50		50	195	230
V20	260 x 85	4	5,0	2.10 x 4	2.10 - 4	90	270	230
V20	4.00 - 4	4	5,0	2.50 C x 4	2.50 C - 4	110	305	230
V20	3.50 - 6	4	4,5	2.50 A x 6	2.50 A - 6	95	335	230
V20	2.25 - 8	4	3,5	1.75 x 8		70	335	230
V20	4.00 - 8	4	4,0	2.50 x 8	2.50 A - 8	105	415	230
V25	4.00 - 8	4	4,0	2.50 x 8	2.50 A - 8	105	415	231
V40	4.00 - 8	6	5,0	3.00 D - 8	2.50 C - 8	115	430	231
V40	4.00 - 8	8	6,5	3.00 D - 8	2.50 C - 8	115	430	231
V52	5.00 - 8	6	6,3	3.00 D - 8	3.50 D - 8	135	470	231
V52	5.00 - 8	8	7,0	3.00 D - 8	3.50 D - 8	135	470	231
V52	6.00 - 9	10	7,0	4.00 E - 9		165	550	232
V76	260 x 85	4	5,0	2.10 x 4	2.10 - 4	90	270	232
V76	260 x 85	4	5,0	2.10 x 4	2.10 - 4	90	270	232
V76	260 x 85	6	7,0	2.10 - 4		90	270	232
V76	4.10 / 3.50 - 4	4	5,0	2.10 x 4	2.50 C x 4, 2.50 C - 4	95	280	232
V76	4.00 - 4	4	2,8	2.50 C x 4	2.50 C - 4	110	305	232
V76	4.00 - 4	6	7,0	2.50 C - 4		110	305	233
V76	4.80 / 4.00 - 8	4	4,5	2.50 A x 8	2.50 C - 8	115	435	233

For the explanation of the symbols and abbreviations, see the inside of the last page.



SMALL TYRES UTILITY —

200x50 2 PR TT V20

EAN	8714692081965	Section width	50 mm
Nominal tyre pressure	2,5 bar	Overall diameter	195 mm
Tyre construction	Diagonaal	Load capacity at 10 km/h	75 kg
Recommended rim width	200 x 50	Load capacity at 20 km/h	65 kg
		EAN Tube	8714692304644

260x85 4 PR TT V20

EAN	8714692081644	Section width	90 mm
Nominal tyre pressure	5,0 bar	Overall diameter	270 mm
Tyre construction	Diagonaal	Load capacity at 10 km/h	210 kg
Recommended rim width	2.10 x 4	Load capacity at 20 km/h	185 kg
Permitted rim width	2.10 - 4	EAN Tube	8714692285202

4.00 - 4 4 PR TT V20

EAN	8714692081873	Section width	110 mm
Nominal tyre pressure	5,0 bar	Overall diameter	305 mm
Tyre construction	Diagonaal	Load capacity at 10 km/h	300 kg
Recommended rim width	2.50C x 4	Load capacity at 20 km/h	265 kg
Permitted rim width	2.50 C-4	EAN Tube	8714692285219

3.50 - 6 4 PR TT V20

EAN	8714692081699	Section width	95 mm
Nominal tyre pressure	4,5 bar	Overall diameter	335 mm
Tyre construction	Diagonaal	Load capacity at 10 km/h	280 kg
Recommended rim width	2.50A x 6	Load capacity at 20 km/h	250 kg
Permitted rim width	2.50A-6	EAN Tube	8714692285226

2.25 - 8 4 PR TT V20

EAN	8714692081835	Section width	70 mm
Nominal tyre pressure	3,5 bar	Overall diameter	335 mm
Tyre construction	Diagonaal	Load capacity at 10 km/h	150 kg
Recommended rim width	1.75 x 8	Load capacity at 20 km/h	135 kg
		EAN Tube	8714692034855

4.00 - 8 4 PR TT V20

EAN	8714692081736	Section width	105 mm
Nominal tyre pressure	4,0 bar	Overall diameter	415 mm
Tyre construction	Diagonaal	Load capacity at 10 km/h	400 kg
Recommended rim width	2.50 x 8	Load capacity at 20 km/h	355 kg
Permitted rim width	2.50A-8	EAN Tube	8714692285264

SMALL TYRES UTILITY

4.00 - 8 4 PR TT V25

EAN	8714692081750	Section width	105 mm
Nominal tyre pressure	4,0 bar	Overall diameter	415 mm
Tyre construction	Diagonaal	Load capacity at 10 km/h	400 kg
Recommended rim width	2.50 x 8	Load capacity at 20 km/h	355 kg
Permitted rim width	2.50A - 8	EAN Tube	8714692285264

4.00 - 8 6 PR TT V40

EAN	8714692081910	Section width	115 mm
Nominal tyre pressure	5,0 bar	Overall diameter	430 mm
Tyre construction	Diagonaal	Load capacity at 10 km/h	600 kg
Recommended rim width	3.00D - 8	Load capacity at 20 km/h	530 kg
Permitted rim width	2.50C - 8	EAN Tube	8714692285271

4.00 - 8 8 PR TT V40

EAN	8714692081927	Section width	115 mm
Nominal tyre pressure	6,5 bar	Overall diameter	430 mm
Tyre construction	Diagonaal	Load capacity at 10 km/h	710 kg
Recommended rim width	3.00D - 8	Load capacity at 20 km/h	630 kg
Permitted rim width	2.50C - 8	EAN Tube	8714692285271

5.00 - 8 6 PR TT V52

EAN	8714692081996	Section width	135 mm
Nominal tyre pressure	6,3 bar	Overall diameter	470 mm
Tyre construction	Diagonaal	Load capacity at 10 km/h	820 kg
Recommended rim width	3.00D - 8	Load capacity at 20 km/h	725 kg
Permitted rim width	3.50D - 8	EAN Tube	8714692285295

5.00 - 8 8 PR TT V52

EAN	8714692082009	Section width	135 mm
Nominal tyre pressure	7,0 bar	Overall diameter	470 mm
Tyre construction	Diagonaal	Load capacity at 10 km/h	925 kg
Recommended rim width	3.00D - 8	Load capacity at 20 km/h	820 kg
Permitted rim width	3.50D - 8	EAN Tube	8714692285295

6.00 - 9 10 PR TT V52

EAN	8714692082191	Section width	165 mm
Nominal tyre pressure	7,0 bar	Overall diameter	550 mm
Tyre construction	Diagonaal	Load capacity at 10 km/h	1300 kg
Recommended rim width	4.00E - 9	Load capacity at 20 km/h	1150 kg
		EAN Tube	8714692285332



SMALL TYRES UTILITY —

260x85 4 PR TT V76

EAN	8714692081668	Section width	90 mm
Nominal tyre pressure	5,0 bar	Overall diameter	270 mm
Tyre construction	Diagonaal	Load capacity at 10 km/h	210 kg
Recommended rim width	2.10 x 4	Load capacity at 20 km/h	185 kg
Permitted rim width	2.10 - 4	EAN Tube	8714692285202

260x85 4 PR TL V76

EAN	8714692082450	Section width	90 mm
Nominal tyre pressure	5,0 bar	Overall diameter	270 mm
Tyre construction	Diagonaal	Load capacity at 10 km/h	210 kg
Recommended rim width	2.10 x 4	Load capacity at 20 km/h	185 kg
Permitted rim width	2.10 - 4	EAN Tube	0

260x85 6 PR TT V76

EAN	8714692081903	Section width	90 mm
Nominal tyre pressure	7,0 bar	Overall diameter	270 mm
Tyre construction	Diagonaal	Load capacity at 10 km/h	250 kg
Recommended rim width	2.10 - 4	Load capacity at 20 km/h	225 kg
		EAN Tube	8714692285202

4.10/3.50 - 4 4 PR TT V76

EAN	8714692081897	Section width	95 mm
Nominal tyre pressure	5,0 bar	Overall diameter	280 mm
Tyre construction	Diagonaal	Load capacity at 10 km/h	260 kg
Recommended rim width	2.10 x 4	Load capacity at 20 km/h	230 kg
Permitted rim width	2.50Cx4,2.50C-4	EAN Tube	8714692285219

4.00 - 4 4 PR TT V76

EAN	8714692081880	Section width	110 mm
Nominal tyre pressure	5,0 bar	Overall diameter	305 mm
Tyre construction	Diagonaal	Load capacity at 10 km/h	300 kg
Recommended rim width	2.50C x 4	Load capacity at 20 km/h	265 kg
Permitted rim width	2.50C - 4	EAN Tube	8714692285219

4.00 - 4 6 PR TT V76

EAN	8714692105876	Section width	110 mm
Nominal tyre pressure	7,0 bar	Overall diameter	305 mm
Tyre construction	Diagonaal	Load capacity at 10 km/h	350 kg
Recommended rim width	2.50C - 4	Load capacity at 20 km/h	310 kg
		EAN Tube	8714692285219

SMALL TYRES — UTILITY

4.10/3.50 - 6 4 PR TT V76

EAN	8714692081729	Section width	100 mm
Nominal tyre pressure	4,5 bar	Overall diameter	345 mm
Tyre construction	Diagonaal	Load capacity at 10 km/h	280 kg
Recommended rim width	2.50A x 6	Load capacity at 20 km/h	250 kg
Permitted rim width	2.50A - 6	EAN Tube	8714692285219

4.80/4.00 - 8 4 PR TT V76

EAN	8714692081774	Section width	115 mm
Nominal tyre pressure	4,5 bar	Overall diameter	435 mm
Tyre construction	Diagonaal	Load capacity at 10 km/h	440 kg
Recommended rim width	2.50A x 8	Load capacity at 20 km/h	390 kg
Permitted rim width	2.50C - 8	EAN Tube	8714692285264



SMALL TYRES FAST TRAILER



V47

**HIGH COMFORT FOR
SMALL TRAILERS**

FEATURES

Speed index "M"

Tried and tested construction

Strong carcass

BENEFITS

Capable of speeds of up to 130 km/h

Peak loads handled with ease

Reliable and safe



V48

**EACH TRAILER DESERVES
THE BEST TYRE**

FEATURES

Optimised tread contour

Unique tread design

Tread wear indicator

BENEFITS

Follows the towing vehicle perfectly

Good aquaplaning resistance

Indicates minimum tread depth

SMALL TYRES FAST TRAILER



V49

TO ENSURE A COMFORTABLE
ROLLING PERFORMANCE

FEATURES

- Wide profile grooves
- Flat contour
- Strong carcass

BENEFITS

- High aquaplaning resistance
- Good stability
- Long lifespan



V54

THE HEAVY-DUTY
HIGH-SPEED TYRE

FEATURES

- Durable carcass construction
- Thick tread
- Unique shoulder tread

BENEFITS

- Long, effective lifespan
- Greater resistance to punctures
- Good track stability



SMALL TYRES FAST TRAILER



V71

COMBINING SPEED WITH
STABILITY & COMFORT

FEATURES

- Sophisticated tread
- Tubeless specification
- Relatively large contact surface

BENEFITS

- Stability & grip on grass or sand
- Easy to fit
- Comfortable ride

SMALL TYRES FAST TRAILER

Profil	Tyre size	PR	Service description	Nominal inflation pressure (bar)		 mm	 mm	Pag.
V47	3.50 - 8	4	46 M	2,5	2.50A x 8	99	389	238
V47	4.00 - 8	4	63 M	3,5	2.50A x 8	114	422	238
V47	4.00 - 8	6	70 M	4,3	2.50A x 8	114	422	238
V47	5.00 - 8	6	78 M	5,0	3.00D x 8	145	478	238
V47	5.00 - 10	4	74 M	3,5	3.50B x 10	146	525	238
V47	5.00 - 10	6	80 M	4,0	3.50B x 10	146	525	238
V47	5.00 - 10	8	84 M	5,0	3.50B x 10	146	525	239
V48	18.5x 8.50 - 8	6	78 M	3,6	7.00 x 8	220	475	239
V48	18x 8.0 - 10	6	98 M	6,0	6.00 x 10	188	462	239
V48	20.5x 8.0 - 10	10	96 M	6,2	6.00 x 10	205	524	239
V49	4.80 - 8	6	71 M	6,3	3.75 x 8	125	429	239
V49	5.70 - 8	6	77 M	5,2	4.50 x 8	156	470	239
V54	4.00 - 8	6	71 M	4,3	3.00D x 8	111	423	240
V54	4.00 - 8	8	75 M	6,0	3.00D - 8	111	423	240
V54	5.00 - 8	8	86 M	7,0	3.00D - 8	141	470	240
V54	5.00 - 8	10	89 M	8,5	3.50D - 8	146	470	240
V54	6.00 - 9	10	95 M	7,0	4.00E - 9	166	553	240
V71	16.5x 6.50 - 8	4	69 M	3,0	5.50A x 8	173	437	240
V71	16.5x 6.50 - 8	6	74 M	4,0	5.50A x 8	173	437	241

For the explanation of the symbols and abbreviations, see the inside of the last page.



SMALL TYRES FAST TRAILER

3.50 - 8 4 PR / 46 M TL V47

EAN	8714692081781	Nominal tyre pressure	2,5 bar
Tyre construction	Diagonaal	Section width	99 mm
Recommended rim width	2.50A x 8	Overall diameter	389 mm
		Load capacity at 130 km/h	170 kg
		EAN Tube	8714692285257

4.00 - 8 4 PR / 63 M TL V47

EAN	8714692081743	Nominal tyre pressure	3,5 bar
Tyre construction	Diagonaal	Section width	114 mm
Recommended rim width	2.50A x 8	Overall diameter	422 mm
Permitted rim width	3.00D x 8	Load capacity at 130 km/h	272 kg
		EAN Tube	8714692285264

4.00 - 8 6 PR / 70 M TL V47

EAN	8714692081934	Nominal tyre pressure	4,3 bar
Tyre construction	Diagonaal	Section width	114 mm
Recommended rim width	2.50A x 8	Overall diameter	422 mm
Permitted rim width	3.00D x 8	Load capacity at 130 km/h	335 kg
		EAN Tube	8714692285264

5.00 - 8 6 PR / 78 M TL V47

EAN	8714692082078	Nominal tyre pressure	5,0 bar
Tyre construction	Diagonaal	Section width	145 mm
Recommended rim width	3.00D x 8	Overall diameter	478 mm
		Load capacity at 130 km/h	425 kg
		EAN Tube	8714692285295

5.00 - 10 4 PR / 74 M TL V47

EAN	8714692082276	Nominal tyre pressure	3,5 bar
Tyre construction	Diagonaal	Section width	146 mm
Recommended rim width	3.50B x 10	Overall diameter	525 mm
		Load capacity at 130 km/h	375 kg
		EAN Tube	8714692285349

5.00 - 10 6 PR / 80 M TL V47

EAN	8714692082283	Nominal tyre pressure	4,0 bar
Tyre construction	Diagonaal	Section width	146 mm
Recommended rim width	3.50B x 10	Overall diameter	525 mm
		Load capacity at 130 km/h	450 kg
		EAN Tube	8714692285349

SMALL TYRES FAST TRAILER

5.00 - 10 8 PR / 84 M TL V47

EAN	8714692082337	Nominal tyre pressure	5,0 bar
Tyre construction	Diagonaal	Section width	146 mm
Recommended rim width	3.50B x 10	Overall diameter	525 mm
		Load capacity at 130 km/h	500 kg
		EAN Tube	8714692285349

18.5x8.5 - 8 6 PR / 78 M TL V48

EAN	8714692082405	Nominal tyre pressure	3,6 bar
Tyre construction	Diagonaal	Section width	220 mm
Recommended rim width	7.00 x 8	Overall diameter	475 mm
		Load capacity at 130 km/h	425 kg
		EAN Tube	8714692285318

18x8.0 - 10 8 PR / 98 M TL V48

EAN	8714692082399	Nominal tyre pressure	6,0 bar
Tyre construction	Diagonaal	Section width	188 mm
Recommended rim width	6.00 x 10	Overall diameter	462 mm
		Load capacity at 130 km/h	750 kg

20.5x8.0 - 10 10 PR / 96 M TL V48

EAN	8714692082375	Nominal tyre pressure	6,2 bar
Tyre construction	Diagonaal	Section width	205 mm
Recommended rim width	6.00 x 10	Overall diameter	524 mm
		Load capacity at 130 km/h	710 kg

4.80 - 8 6 PR / 71 M TL V49

EAN	8714692082429	Nominal tyre pressure	6,3 bar
Tyre construction	Diagonaal	Section width	125 mm
Recommended rim width	3.75 x 8	Overall diameter	429 mm
Permitted rim width	3.00D x 8	Load capacity at 130 km/h	345 kg
		EAN Tube	8714692285271

5.70 - 8 6 PR / 77 M TL V49

EAN	8714692082412	Nominal tyre pressure	5,2 bar
Tyre construction	Diagonaal	Section width	156 mm
Recommended rim width	4.50 x 8	Overall diameter	470 mm
Permitted rim width	3.75 x 8, 3.50D x 8	Load capacity at 130 km/h	415 kg



SMALL TYRES FAST TRAILER

4.00 - 8 6 PR / 71 M TL V54

EAN	8714692081941	Nominal tyre pressure	4,3 bar
Tyre construction	Diagonaal	Section width	111 mm
Recommended rim width	3.00D x 8	Overall diameter	423 mm
Permitted rim width	2.50A x 8	Load capacity at 130 km/h	345 kg
		EAN Tube	8714692285264

4.00 - 8 8 PR / 75 M TT V54

EAN	8714692081972	Nominal tyre pressure	6,0 bar
Tyre construction	Diagonaal	Section width	111 mm
Recommended rim width	3.00D - 8	Overall diameter	423 mm
Permitted rim width	2.50A x 8	Load capacity at 130 km/h	387 kg
		EAN Tube	8714692285271

5.00 - 8 8 PR / 86 M TT V54

EAN	8714692082023	Nominal tyre pressure	7,0 bar
Tyre construction	Diagonaal	Section width	141 mm
Recommended rim width	3.00D - 8	Overall diameter	470 mm
Permitted rim width	3.00D x 8, 3.50D - 8	Load capacity at 130 km/h	530 kg
		EAN Tube	8714692285295

5.00 - 8 10 PR / 89 M TT V54

EAN	8714692082030	Nominal tyre pressure	8,5 bar
Tyre construction	Diagonaal	Section width	146 mm
Recommended rim width	3.50D - 8	Overall diameter	470 mm
		Load capacity at 130 km/h	580 kg
		EAN Tube	8714692285295

6.00 - 9 10 PR / 95 M TT V54

EAN	8714692082214	Nominal tyre pressure	7,0 bar
Tyre construction	Diagonaal	Section width	166 mm
Recommended rim width	4.00E - 9	Overall diameter	553 mm
		Load capacity at 130 km/h	690 kg
		EAN Tube	8714692285332

16.5x6.5 - 8 4 PR / 69 M TL V71

EAN	8714692082290	Nominal tyre pressure	3,0 bar
Tyre construction	Diagonaal	Section width	173 mm
Recommended rim width	5.50A x 8	Overall diameter	437 mm
		Load capacity at 130 km/h	325 kg
		EAN Tube	8714692285301

SMALL TYRES FAST TRAILER

16.5x6.5 - 8 6 PR / 74 M TL V71

EAN	8714692082092	Nominal tyre pressure	4,0 bar
Tyre construction	Diagonaal	Section width	173 mm
Recommended rim width	5.50A x 8	Overall diameter	437 mm
		Load capacity at 130 km/h	375 kg
		EAN Tube	8714692285301





TECHNICAL INFORMATION AND TUBES

TECHNICAL INFORMATION AND TUBES	Pag.
General texts for the graphs and tables	243
Service description	243
Instructions for use of load capacity graphs	244
Tubes	246
Valves	247
Rim and wheel discs	248
Recommendations to extend the life-span	250
Determining gear ratio, rolling circumference and front wheel lead	252
Fitting instructions	255
Weight transfer	256
Names	256

GENERAL TEXTS FOR THE GRAPHS AND TABLES

1. It is recommended not to exceed the maximum tyre pressures shown in the tables and graphs.
2. The dimensions indicated, which apply to a nominal tyre pressure, may vary in practice under the influence of actual tyre pressure and conditions of use.
3. When mounting tubeless tractor tyres, we recommend a TR618A valve.
4. Inner tubes for implement tyres are fitted with TR15 valve, with the exception of 560/60-22.5, 600/55-22.5 and 710/45-22.5. The tubes have a TR218A valve.
5. These specifications may be subject to change without notice.
6. TL = Tubeless. TT = Tube type.
7. 100 kPa = 1.0 bar.
100 kPa = 14.50 PSI.
8. SRI = The Speed Radius Index (SRI) is by convention a parameter used exclusively for the calculation of the theoretical speed of tractors during European Union homologation procedures and for interchangeability of different tyre sizes

SERVICE DESCRIPTION

LI = (Load index) *

Li	Kg	Li	Kg	Li	Kg	Li	Kg	Li	Kg	Li	Kg	Li	Kg
45	165	68	315	91	615	114	1180	137	2300	160	4500	183	8750
46	170	69	325	92	630	115	1215	138	2360	161	4625	184	9000
47	175	70	335	93	650	116	1250	139	2430	162	4750	185	9250
48	180	71	345	94	670	117	1285	140	2500	163	4875	186	9500
49	185	72	355	95	690	118	1320	141	2575	164	5000	187	9750
50	190	73	365	96	710	119	1360	142	2650	165	5150	188	10000
51	195	74	375	97	730	120	1400	143	2725	166	5300	189	10300
52	200	75	387	98	750	121	1450	144	2800	167	5450	190	10600
53	206	76	400	99	775	122	1500	145	2900	168	5600	191	10900
54	212	77	412	100	800	123	1550	146	3000	169	5800	192	11200
55	218	78	425	101	825	124	1600	147	3075	170	6000	193	11500
56	224	79	437	102	850	125	1650	148	3150	171	6150	194	11800
57	230	80	450	103	875	126	1700	149	3250	172	6300	195	12150
58	236	81	462	104	900	127	1750	150	3350	173	6500	196	12500
59	243	82	475	105	925	128	1800	151	3450	174	6700	197	12850
60	250	83	487	106	950	129	1850	152	3550	175	6900	198	13200
61	257	84	500	107	975	130	1900	153	3650	176	7100	199	13600
62	265	85	515	108	1000	131	1950	154	3750	177	7300		
63	272	86	530	109	1030	132	2000	155	3875	178	7500		
64	280	87	545	110	1060	133	2060	156	4000	179	7750		
65	290	88	560	111	1090	134	2120	157	4125	180	8000		
66	300	89	580	112	1120	135	2180	158	4250	181	8250		
67	307	90	600	113	1150	136	2240	159	4375	182	8500		

* Applies to maximum speed as indicated by the Speed Symbol.



TECHNICAL INFORMATION AND TUBES

Speed Symbols

Category	Max. speed in km/h	Category	Max. speed in km/h
A1	5	C	60
A2	10	D	65
A3	15	E	70
A4	20	F	80
A5	25	G	90
A6	30	H	100
A7	35	I	110
A8	40	J	120
B	50	M	130

INSTRUCTIONS FOR USE OF LOAD CAPACITY GRAPHS

Tyres with the speed symbols A6, A8 or D can be used at higher speeds if the load is reduced. The load capacity charts indicate the maximum speed with the corresponding load capacity. Tractor tyres with speed symbol A8/B are subject to a maximum permitted speed of 50 km/h.

IMPLEMENT TYRES

Low Load Variation (LLV) and High Load Variation (HLV)

In the case of cross-ply implement tyres a distinction should be made between applications in which the load per tyre fluctuates greatly and applications in which the load per tyre is more or less constant. If the load varies by a factor of 2 or more between the laden and non-laden state, we speak of High Load Variation. Where the differences are smaller, we speak of Low Load Variation. For HLV applications, the load capacity per tyre may be increased by 20%, while the tyre pressure must be increased. This distinction is indicated in the graphs. Examples of HLV applications are selfloading trailers and muck spreaders. Examples of LLV applications are tillage machines and towed mowing machines.

Driven/non-driven wheels

If implement tyres are driven, the load capacity is 70% of the value stated in the graph concerned or 12 load index points less than for towed applications. This does not apply to the Flotation Trac, Flotation Pro and the Endurion Trailer, which have the same load capacity whether used in driven or non-driven applications.

Tandem axles

Where implement tyres are fitted on rigid tandem axles, extra lateral forces occur during sharp turns on the road. For that reason we advise maintaining a reserve of 20% for the necessary load capacity of tyres on rigid tandem axles.

Ply rating and service description

Cross-ply implement tyres are given a ply rating or load index/speed symbol (service description). The load index for Bias implement tyres relates to the load capacity under LLV conditions.

TRACTOR TYRES

Double fitting

If driven wheels are fitted as twinned wheels, the load capacity per tyre is equal to that of one in single fitting, reduced by 12%.

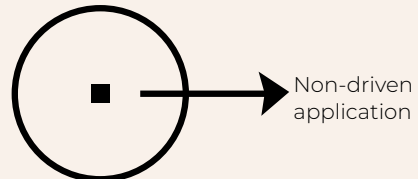
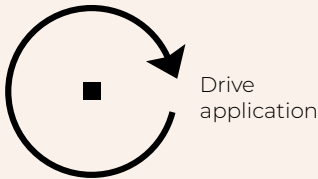
Agricultural work with a high drive torque

If during work, such as ploughing, a high drive torque is required of the tyres, the load capacity with the same tyre pressure will be reduced. The H.T. (High Traction) line for these applications applies to all usual field speeds.

Transport work

For intensive road transport at more than 30 km/h, the tyre pressure of radial tractor tyres should be increased by 0,4 bar.

A distinction is made between the load capacities with drive and non-driven (free) applications. The symbols for this are:





TECHNICAL INFORMATION AND TUBES

TUBES

Drive wheels

Tube size	Valve
11.2-24 12.4-24, 320/85-24 13.6-24, 340/85-24, 380/70-24, 440/65-24 14.9-24, 380/85-24, 420/70-24, 480/65-24	TR 218
11.2-28 12.4-28, 320/85-28 13.6-28, 340/85-28, 380/70-28 14.9-28, 380/85-28, 420/70-28, 480/65-28 16.9-28, 420/85-28, 480/70-28, 540/65-28	TR 218
16.9-30, 420/85-30, 480/70-30, 540/65-30	TR 218
12.4-32	TR 218
16.9-34, 420/85-34 18.4-34, 460/85-34, 520/70-34, 600/65-34	TR 218
12.4-36 13.6-36	TR 218
13.6-38 16.9-38, 420/85-38, 480/70-38, 540/65-38 18.4-38, 460/85-38, 520/70-38, 600/65-38 20.8-38, 520/85-38, 580/70-38, 650/65-38	TR 218

Agricultural and horticultural machinery

Tube size	Valve
200x50, 2.00-4 260x85 / 3.00-4 4.00-4, 4.10/3.50-4	TR 87
3.50-6, 4.10/3.50-6 15x6.00-6, 160/65-6	TR 13 / TR 87 TR 13
2.25-8 3.00-8, 3.50-8 4.00-8, 4.80-8 5.00-8 170/60-8, 16.5x6.5-8 18x8.50-8, 210/60-8	V1.04.01* TR 13 TR 13 / TR 87 TR 13 / TR 87 TR 13 TR 13
6.00-9	TR 15 / TR 87
5.00-10	TR 13
4.00-12, 3.50-12	TR 13
200/60-14.5	TR 15

* ETRTO No.

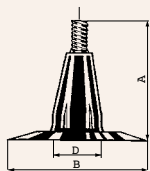
Implement and non-driven steering wheels

Tube size	Valve
7.00-12 10.0/80-12	TR 15
10.0/75-15.3, 260/70-15.3 11.5/80-15.3, 300/80-15.3 12.5/80-15.3	TR 15
400/60-15.5	TR 15
4.50-16, 5.00-16 5.50-16, 6.00-16 6.50-16, 7.00-16 7.50-16 9.00-16 10.00-16 11.00-16 13.0/75-16	TR 15
13.5/75-430.9	TR 15
15.0/55-17, 380/55-17 19.0/45-17, 480/45-17 500/50-17	TR 15
7.50-18 12.5/80-18 15.0/70-18	TR 15
6.00-19	TR 15
7.50-20 9.00-20 10.00-20 11.00-20	TR 15 V3-06-05* V3-06-05* V3-06-05*
560/60-22.5 600/55-22.5 710/45-22.5	TR 218

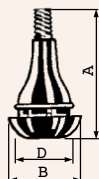
VALVES

Description	TRA No.	DIN No.	ETRTO no.	Dimensions (mm)			Valve hole ϕ	Bend angle	MTB bar
				A	B	ϕ D			
Tube valve (1)	TR 13	38 G 11.5	V2-01-1	38	57	11.6	11.3	0°	5,00
	TR 15	38 G 16	V2-01-2	38	57	16.5	15.7	0°	5,00
	TR 150	93 G 16	V3-10-1	93	57	15.7	15.7	0°	7,00
Tubeless valve (2)	TR 412	43 GS 11.5	V2-03-6	33	19.5	15	11.3	0°	4,50
	TR 413		V2-03-1	42.5	19.5	15	11.3	0°	4,75
	TR 415		V2-03-3	42.5	24	19.2	15.7	0°	4,50
Liquid filling valve (3)	TR 218 A	47 CW	V4-03-01	47.5	63.5*	16.2	15.7	0°	10,50
Metal valve (4)	TR 87	33 G 90	V1-08-1	17	33	10	10.2	90°	10,50
Metal tubeless valve (5)	TR 416 S	50 MSW	V2-05-1	36.5	17	8	11.3	0°	14,00
	TR 416		V2-05-2	36.5	17	8	15.7	0°	14,00
	TR 618 A		V5-01-1	51	22.5		15.7	0°	14,00
Triple bend screw-on universal valve (6)		V3-06-5							

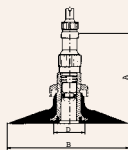
MTB = Maximum permissible tyre pressure



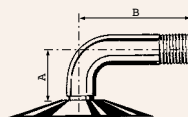
1. Tube valve



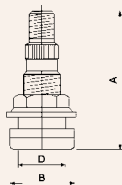
2. Tubeless valve



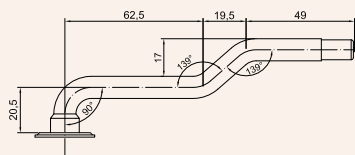
3. Liquid filling



4. Metal valve



5. Metal tubeless



6. Triple bend screw-on universal valve




TECHNICAL INFORMATION AND TUBES

RIM AND WHEEL DISCS

A wheel is made up of a rim and a wheel disc that are fixed to or detachable from each other and must exactly match. The rim size is of crucial importance to the tyre/rim combination.

Size designations of rims

Two wheels are shown here with the associated meanings of the size indications.



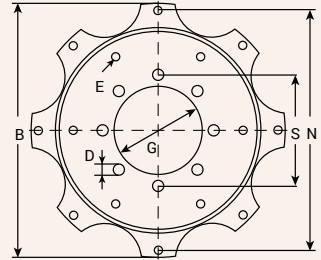
Single rim	Multi-piece rim
4.00 E x 16	13 - 508
This means: 4.00 = rim width code (inches) E = rim flange height x = one piece rim 16 = rim diameter code (inches)	This means: 13 = rim width code (inches) - = multi-piece rim 508 = rim diameter code (mm)

Rim choice

When using tubeless tyres, tubeless rims should also be used. A protective flap must always be used when combining inner tubes with multi-piece rims. This prevents damage to the inner tube.

The most important size indications of wheel discs are the following:

- G = diameter of the central hole
- S = pitch circle diameter of the stud holes and number of stud holes
- N = diameter cleat circle and number of cleats
- D = diameter stud hole and stud hole shape
- E = extra stud holes in case of double fitting
- B = outside diameter disc.



"Small" overall diameter		"Large" overall diameter	
Rim diameter code	Rim diameter (mm)	Rim diameter code	Rim diameter (mm)
430.9 mm	430.9	17	436.6
15	380.2	15.3	388.3
508 mm	508	20	512.8

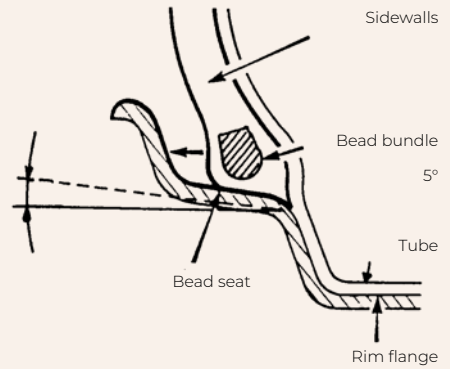
Warning

The diameter of different rim sizes may look very similar, but they're not equal as you can see in the table.

Always use the rim stipulated

If you use a rim which is too narrow, the tread will be convex and, as is the case where tyre pressure is too high, there will be excessive wear of the centre of the tread.

The fitting of a tyre to the wrong rim can lead to highly dangerous consequences! Fitting a "large" tyre (e.g. 10.0/75-15.3) on a smaller rim (i.e. rim size code 15) is dangerous. The tyre is loose-fitting and in extreme conditions can "blow-off" the ring. Rimchafing can be the consequence. Fitting a "smaller" tyre on a rim which is too large in overall diameter can also be dangerous! As the bead diameter of the tyre is smaller than the base rimflange diameter, by inflating the tyre, the chances of the bead breaking and the tyre exploding are high.





RECOMMENDATIONS TO EXTEND THE LIFE-SPAN

Tyre pressure

Correct inflation pressure is important for performance, durability, comfort and traction. It is of crucial importance for the life expectancy of your tyres that you adjust the tyre pressure according to usage and check it regularly. To ensure accurate measurement, the pressure gauge must be calibrated once a year. Measurement of tyre inflation pressure must be done when the tyres are cold. If the pressure in a warm tyre is correct, then it would be too low when the tyre has cooled.

Inflation pressure too low

Under-inflation can reduce the life-span due to:

- damaged carcass cord plies, which can render the tyre unusable;
- increased wear;
- carcass damage close to the bead.

Road use and operation in the field

These two kinds of use require different tyre inflation pressures. Allowance has been made for this in the tyre pressure graphs. Radial and cross-ply tyres must not be used on the same axle, as this can lead to unstable handling.

Visual check

Tyres must be checked regularly for damage. Incision damage can be particularly harmful to the cord tissue layers of the tread.

Oil and grease

To avoid damage to the rubber, tyres should not come into contact with oil and grease.

Frost protection

To protect against frost when water ballasting, sufficient calcium chloride should be added. Please consult your supplier of calcium chloride about the right ratio.

Slippage of the tyre

The following can increase the likelihood of slippage of the tyre on the rim:

- tyre pressure too low;
- faulty fitting of the tyre bead on the rim;
- over use of lubricant when fitting tyre;
- wrong rim size.

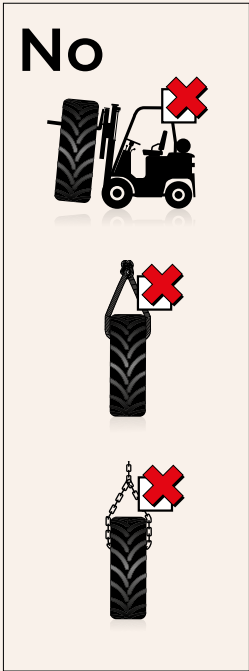

The minimum tyre pressure for high-traction work (e.g. ploughing) is 80 kPa when using an inner tube. A lower pressure increases the chances of the tyre turning on the rim and tearing off the valve.

Direction of steering wheels on four wheel drive tractors

When fitting or changing tyres ensure that the directional arrow on the sidewall is pointing forward.

It is possible to fit the front tyres in such a way that the tread turns against the direction of rotation on four wheel drive tractors that are primarily used for transport activities. This will extend the life-span of the tyres. Such fitting is not recommended for field activities as it reduces the traction and self-cleaning properties.

Transport instructions





TECHNICAL INFORMATION AND TUBES

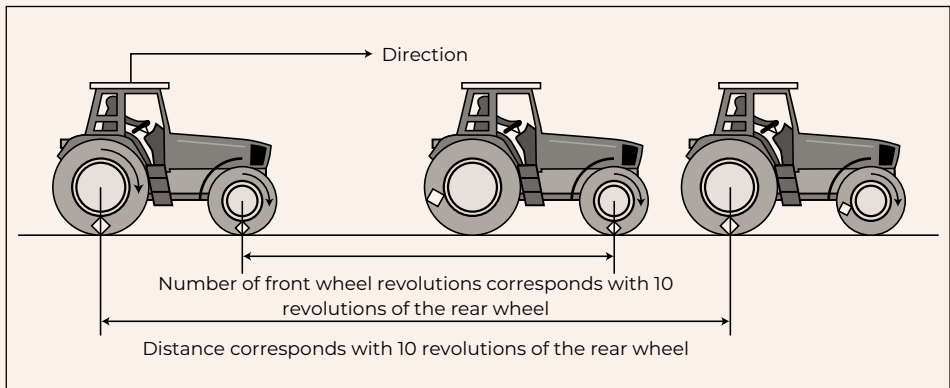
DETERMINING GEAR RATIO, ROLLING CIRCUMFERENCE AND FRONT WHEEL LEAD

There is a close relationship between the measurements of the front and rear tyres on four-wheel drive tractors. To get the most from the four wheel drive, the ground speed of the front tyres must be greater than that of the rear tyres - the so-called front wheel lead. With tractors, it is normally stated which tyres can be fitted as standard. A range of sizes is often possible with a certain tractor type, within the borders of a correct front wheel lead.

To optimally exploit the four wheel drive of a tractor, the value of the front wheel lead should be between +1% and +5% (ground speed front tyres > ground speed rear tyres). The permitted front wheel lead value is between 0% and +6%. A front wheel lead below 0% or above +6% can have a negative influence on the tractor's performance and steering (especially on corners), cause excessive wear of the front and rear tyres and premature wear of the gears.

The relationship between the revolutions of the front and rear axles on a mechanical four wheel drive is fixed. This relationship is the gear ratio, which is usually between 1.20 and 1.50, depending on the brand and type of tractor.

The exact mechanical gear ratio is given in the manual of every tractor. The following method can also be used to determine the figure. In addition, there is an explanation of how to determine the rolling circumference of a tyre and the aforementioned front wheel lead.



Determining the rolling circumference of a tyre

Take the measurements on a smooth and hard surface as follows:

1. Switch off the 4WD (the front and rear wheels have to turn independently).
2. Mark the sidewall of a front and rear tyre in the centre of the contact area between tyre and surface.
3. Mark the surface at the point where the centre of the contact area of both the front and rear tyres meets that surface (i.e. the point of the marking on the tyres).
4. Drive the tractor in a straight line until the front wheel has made exactly 10 revolutions and mark the surface where the middle of the contact area of the tyre meets the ground (i.e. the point where the marking on the front tyre is after precisely 10 revolutions).
5. Repeat the process for the rear wheel (i.e. make and mark 10 revolutions).
6. Measure the distance between the markings of the start and finishing point of 10 revolutions of the front and rear wheels.
7. Calculate the rolling circumference of the front and rear tyres as follows:

Rolling circumference front (in mm)

= distance covered by front wheel / number of revolutions

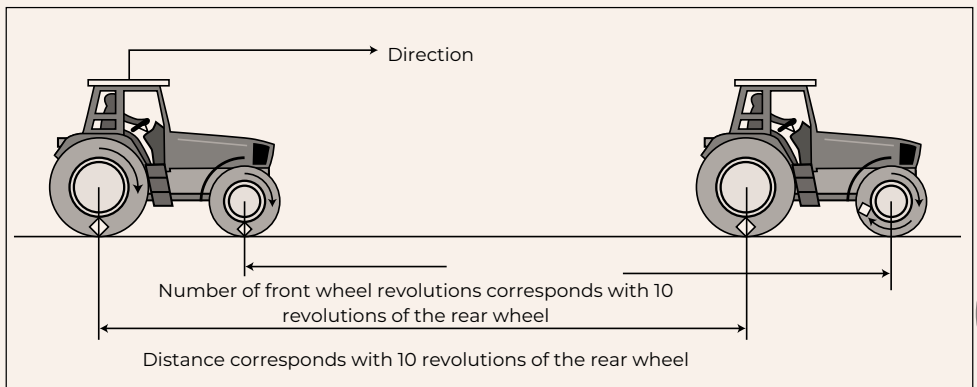
Rolling circumference rear (in mm) = distance covered by rear wheel / number of revolutions

Determining the front wheel lead

The following conditions are required to measure the front wheel lead: The tractor must be fitted with the standard front ballast and the tyres set to a nominal pressure. At least 60 metres of clear road is necessary.

To determine the front wheel lead:

1. Switch off the 4WD.
2. Mark the sidewall of a front and rear tyre at the contact point between tyre and ground.
3. Drive the tractor for a distance of exactly 10 revolutions of the rear wheel and accurately count the number of front wheel revolutions at the same time (i.e. including the part of the last, incomplete revolution).
4. Repeat the measuring with the 4WD switched on.
5. Calculate the front wheel lead by dividing the number of front wheel revolutions with the 4WD switched on by the number when switched off.





TECHNICAL INFORMATION AND TUBES

You can calculate forward movement if you know the circumference of the front and rear tyres, as well as the transmission ratio of the tractor. Use the formula given below:

$$\% \text{ front wheel lead} = \frac{\text{Front tyre rolling circumference} \times \text{gear ratio}}{\text{Rear tyre rolling circumference}} - 1 \times 100\%$$

Determining the gear ratio

To determine the gear ratio:

1. Switch on the 4WD.
2. Mark the sidewall of a front and rear tyre at the contact point between tyre and ground.
3. Drive the tractor for a distance of exactly 10 revolutions of the rear wheel and accurately count the number of front wheel revolutions at the same time (i.e. including the part of the last, incomplete revolution).
4. Calculate the gear ratio by dividing the number of front wheel revolutions by the number of rear wheel revolutions, e.g.:

$$\text{Gear ratio} = \frac{\text{Number of front wheel revolutions}}{\text{Number of rear wheel revolutions}}$$

FITTING INSTRUCTIONS

Pay attention to the following safety regulations and legal requirements when fitting agricultural tyres:

1. Only use the recommended rims.
2. Check that the rims are in good condition (rust-free, no bent rim flange, etc.).
3. Put lubricant on the tyre beads and rim.
4. Always use new Vredestein inner tubes of corresponding size when fitting new tube type tyres.
5. Secure the wheel during inflation, preferably in a proper safety cage.
6. Only use an air hose with a pressure gauge that is fitted at a sufficiently safe distance from the valve connection.
7. Never pump the tyres higher than 250 or 300 kPa when fitting, as indicated on the side of the tyre.

8. If the beads do not appear to be properly seated on the rim flange after fitting, do not try and correct this by inflating above 250 kPa. Deflate the tyre, re-centre the beads and reinflate.

2,5 bar MAX



9. The tyre pressure should match the prescribed values based upon the maximum load, maximum speed and working conditions. Use the Vredestein load capacity chart/tyre pressure table for reference.



TECHNICAL INFORMATION AND TUBES

WEIGHT TRANSFER

The weight distribution between the front and rear axles is crucial to how a tractor drives and steers. Attaching implements and/or trailers can alter the weight distribution. Proper weight distribution ensures optimal pulling power is provided by the driven wheels, which have maximum grip when they are used at full load with the appropriate tyre pressure.

Always make sure at least 20% of the total weight of the tractor continues to rest on the front axle in order to keep the tractor under control.

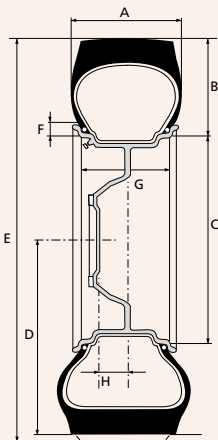
Excessive loading causes:

- overloading of the tyres, resulting in more wear and possible carcass defects
- increased rolling resistance, resulting in reduced traction and extra fuel consumption
- ruts in the field
- higher soil compaction, resulting in damage to the soil and reduced yields.

Insufficient loading causes:

- more slip, resulting in reduced traction power and more damage to the soil
- higher fuel consumption
- rapid tyre wear
- poor steering.

NAMES



- A : Section width
- B : Section height
- C : Rim diameter
- D : Static loaded radius
- E : Overall diameter
- F : Rim bead height
- G : Rim width
- H : Offset



520/85 R 42 155 A8/B TL

520	=	Nominal section width (in mm)(in mm)
85	=	Aspect ratio in %
R	=	Radial construction
42	=	Rim diameter code (in inches)
155 A8/B	=	Maximum 4125 kg at 40-50 km/h
TL	=	Tubeless



16.9-30 8 PR 137 A8 TT

16.9	=	Nominal section width(in inches)
-	=	Bias construction
30	=	Rim diameter code (in inches)
8PR	=	Carcass strength
137 A8	=	Maximum 2300 kg at 40 km/h
TT	=	Tube type



10.00 - 16 8PR TT

10.00	=	Nominal section width (in inches)
-	=	Bias construction
16	=	Rim diameter code (in inches)
8PR	=	Aanduiding voor karkassterkte
TT	=	Tube type



710/50 R 26.5 170D TL

710	=	Nominal section width (in mm)
50	=	Aspect ratio in %
R	=	Radial construction
26.5	=	Rim diameter code (in inches)
170 D	=	Maximum 6000 kg at 65 km/h
TL	=	Tubeless



13.5/75 - 430.9 14PR TL

13.5	=	Nominal section width (in inches)
75	=	Aspect ratio in %
-	=	Bias construction
430.9	=	Rim diameter code (in mm)
14 PR	=	Carcass strength
TL	=	Tubeless



18 x 8.50 - 8 6PR TL

18	=	Nominal tyre diameter (in inches)
8.50	=	Nominal section width (in inches)
-	=	Bias construction
8	=	Rim diameter code (in inches)
6PR	=	Carcass strength
TL	=	Tubeless










NOTES

GENERAL REMARKS

	The dimensions indicated, which apply to a nominal tyre pressure, may vary in practice under the influence of actual tyre pressure and conditions of use.
	These specifications may be subject to change without notice. No liability accepted for errors or misprints.
	It is recommended not to exceed the maximum tyre pressures shown in the tables.
	1 bar = 100 kPa = 14,5 psi
	A6 = 30 km/h; A8 = 40 km/h; A8/B = 40/50 km/h; D = 65 km/h
	TL = Tubeless; TT = Tube Type
	"Tread depth (including tie bar)" means the tread depth on top of the tie bar, with the height of the tie bar added.
	For radial tractor drive tyres applies: For intensive transport activities at more than 30 km/h, the tyre pressure should be increased by 0,4 bar.
	For radial tractor drive tyres applies: When working on slopes over 20%, the tyre pressure should be increased by 0,4 bar.

SYMBOLS AND ABBREVIATIONS

SRI	Speed Radius Index
VF	Very High Flexion
NRO	Narrow Rim Option. The NRO marking allows the use of a narrower rim width than normally permitted by ETRTO standards for either IF or VF tyres of the same size. When using NRO rim, the tyre pressure should be increased by 0,2 bar.
	Section width (mm), a tolerance of $\pm 2\%$ applies
	Overall diameter (mm), a tolerance of $\pm 2\%$ applies
	Static loaded radius (mm), a tolerance of $\pm 2\%$ applies
	Rolling circumference (mm), a tolerance of $\pm 2\%$ applies
	Rim width and contour
	Non-driven / trailed / free-rolling application
	Driven application
10C	Cyclic field activities at low torque up to 10 km/h where the maximum load per tyre fluctuates greatly and where the maximum load is carried not more than 1500 meter. For slopes of over 10% up to 20% increase the inflation pressure with 0,5 bar. For slopes over 20% only the basic load capacity applies.
10Ci	Cyclic activities at low torque up to 10 km/h where the maximum load per tyre fluctuates greatly and where the maximum load is carried not more than 600 meter.
10H	Field activities where high torque is required at maximum 10 km/h.
10L	Activities where low torque is required at maximum 10 km/h.
15C	Cyclic field activities at low torque up to 15 km/h where the maximum load per tyre fluctuates greatly and where the maximum load is carried not more than 1500 meter. For slopes of over 10% up to 20% increase the inflation pressure with 0,5 bar. For slopes over 20% only the basic load capacity applies.
#	Consult Apollo Vredestein for this rim width.
*	Calculated value.
**	In case these tyres are driven, 70% of the load capacity in non-driven application applies.
***	When fitted on free-rolling steering wheels of self propelled agricultural equipment, tyre load capacities are 80% of the loads for free-rolling applications.

**FOR THE REMARKS AND THE
EXPLANATION OF ABBREVIATIONS,
SEE OTHER SIDE OF THIS FLAP.**

VREDESTEIN AGRICULTURAL TYRES TECHNICAL DATA

2024

Apollo Tyres (UK) Sales Ltd. | 1 Beechwood, Cherry Hall Road
Kettering Business Park | NN14 1UE Kettering | United Kingdom
+44 (0)330 333 1294 | customer.uk@apolloyres.com | www.vredestein.uk

Apollo Tyres (Nordic) AB | Flöjelbergsgatan 18, 431 37 Mölndal | Sweden
+47 81 50 30 27 | customer.se@apolloyres.com, customer.no@apolloyres.com
www.vredestein.se, www.vredestein.no

Apollo Tyres (Germany) GmbH | Rheinstraße 103 | P.O. Box 1370, 56173 Vallendar | Germany
+45 8987 1002 | customer.dk@apolloyres.com | www.vredestein.dk

Apollo Tyres (Polska) Sp. Z.o.o. | Ul. Prosta 32, 00-838 Warsaw | Poland
+48 22 886 81 00 | customer.pl@apolloyres.com | www.vredestein.pl

Apollo Tyres (Hungary) Sales Kft. | Alkotás út 39/c, 1123 Budapest | Hungary
+36 1 379 5433 / 379 5434 | customer.hu@apolloyres.com | www.vredestein.hu

Apollo Tyres (Europe) B.V. | Ir. E.L.C. Schiffstraat 370, 7547 RD Enschede | Netherlands
+31 (0)53 488 8777 | customer.nl@apolloyres.com | www.vredestein.nl

For other Vredestein sales offices or importers see www.vredestein.com

VREDESTEIN
TYRES